

DEEP BLUE 4.0

Mono

600W n-type Bifacial Double Glass
High Efficiency Mono Module
JAM72D40 575-600/LB Series

Introduction

Power by the latest SMBB n-type solar cell, half-cell configuration, these modules have higher output power, lower LID, better weak illumination response, and better temperature coefficient.



Higher power generation
better LCOE



n-type with very Lower LID



Better weak illumination response



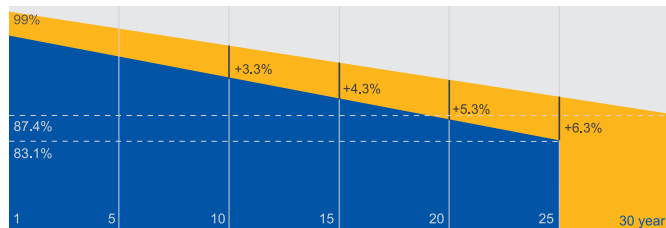
Better Temperature Coefficient

Superior Warranty

- 12-year product warranty
- 30-year linear power output warranty

1% 1st-year Degradation

0.4% Annual Degradation
Over 30 years



■ n-type Bifacial Double Glass Module
Linear Performance Warranty

■ Standard Module Linear
Performance Warranty

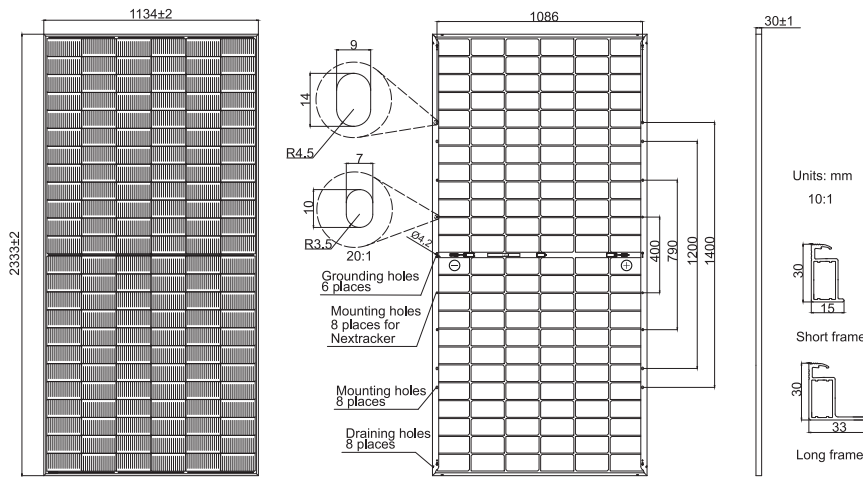
Comprehensive Certificates

- IEC 61215, IEC 61730
- ISO 9001: 2015 Quality management systems
- ISO 14001: 2015 Environmental management systems
- ISO 45001: 2018 Occupational health and safety management systems
- IEC 62941: 2019 Terrestrial photovoltaic (PV) modules - Quality system for PV module manufacturing



MECHANICAL DIAGRAMS

SPECIFICATIONS



Remark: customized frame color and cable length available upon request

Cell	Mono-16BB
Weight	32.5kg
Dimensions	2333±2mm×1134±2mm×30±1mm
Cable Cross Section Size	4mm ² (IEC), 12 AWG(UL)
No. of cells	144(6×24)
Junction Box	IP68, 3 diodes
Connector	QC 4.10-351/ MC4-EVO2A
Cable Length (Including Connector)	Portrait: 200mm(+)/300mm(-); 800mm(+)/800mm(-)(Leapfrog) Landscape: 1300mm(+)/1300mm(-)
Front Glass/Back Glass	2.0mm/2.0mm
Packaging Configuration	36pcs/Pallet, 720pcs/40HQ Container

ELECTRICAL PARAMETERS AT STC

TYPE	JAM72D40 -575/LB	JAM72D40 -580/LB	JAM72D40 -585/LB	JAM72D40 -590/LB	JAM72D40 -595/LB	JAM72D40 -600/LB
Rated Maximum Power(Pmax) [W]	575	580	585	590	595	600
Open Circuit Voltage(Voc) [V]	51.40	51.60	51.80	52.00	52.20	52.40
Maximum Power Voltage(Vmp) [V]	42.88	43.06	43.24	43.41	43.59	43.76
Short Circuit Current(Isc) [A]	14.16	14.23	14.29	14.35	14.42	14.48
Maximum Power Current(Imp) [A]	13.41	13.47	13.53	13.59	13.65	13.71
Module Efficiency [%]	21.7	21.9	22.1	22.3	22.5	22.7
Power Tolerance	0~+5W					
Temperature Coefficient of Isc(α _{Isc})	+0.046%/°C					
Temperature Coefficient of Voc(β _{Voc})	-0.260%/°C					
Temperature Coefficient of Pmax(γ _{Pmp})	-0.300%/°C					
STC	Irradiance 1000W/m ² , cell temperature 25°C, AM1.5G					

Remark: Electrical data in this catalog do not refer to a single module and they are not part of the offer.They only serve for comparison among different module types.

ELECTRICAL CHARACTERISTICS WITH 10% SOLAR IRRADIATION RATIO

OPERATING CONDITIONS

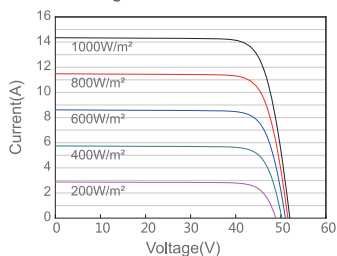
TYPE	JAM72D40 -575/LB	JAM72D40 -580/LB	JAM72D40 -585/LB	JAM72D40 -590/LB	JAM72D40 -595/LB	JAM72D40 -600/LB	Maximum System Voltage	1500V DC
Rated Max Power(Pmax) [W]	621	626	632	637	643	648	Operating Temperature	-40°C~+85°C
Open Circuit Voltage(Voc) [V]	51.40	51.60	51.80	52.00	52.20	52.40	Maximum Series Fuse Rating	30A
Max Power Voltage(Vmp) [V]	42.88	43.06	43.24	43.41	43.59	43.76	Maximum Static Load,Front*	5400Pa(112 lb/ft ²)
Short Circuit Current(Isc) [A]	15.30	15.36	15.43	15.50	15.57	15.64	Maximum Static Load,Back*	2400Pa(50 lb/ft ²)
Max Power Current(Imp) [A]	14.48	14.55	14.61	14.68	14.74	14.81	NOCT	45±2°C
Irradiation Ratio (rear/front)	10%						Bifaciality**	80%±10%
							Fire Performance	UL Type 29

*For NexTracker installations, maximum static load please take compatibility approve letter between JA Solar and NexTracker for reference.

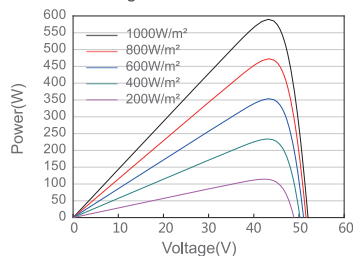
**Bifaciality=Pmax,rear/Rated Pmax,front

CHARACTERISTICS

Current-Voltage Curve JAM72D40-590/LB



Power-Voltage Curve JAM72D40-590/LB



Current-Voltage Curve JAM72D40-590/LB

