

DS-3E0524R-O
24-Port Gigabit Switch

DS-3E0524R-O provides twenty-four 10/100/1000 Mbps Ethernet ports which support line speed forwarding. With simple and mini exquisite body, the switch is plug and play and easy to use, suitable for home, school, dormitory, office, small monitoring and other simple network environments.

- 24 × 10/100/1000 Mbps RJ45 Port
- Easy Plug-and-Play Installation
- Rack-Mounting
- Rugged Metal Case, Exquisite and Beautiful Design

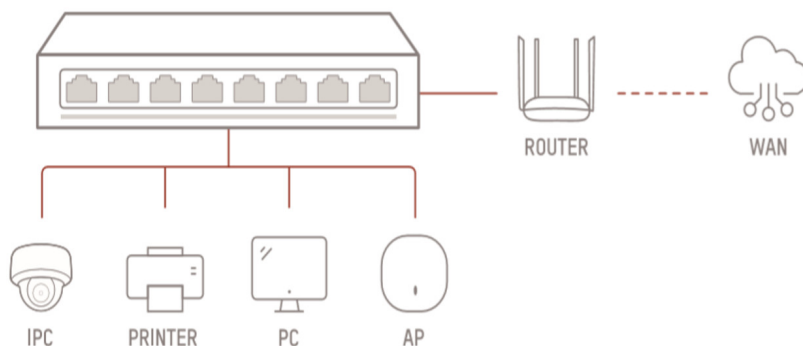
▪ Specification

General	
Shell	Metal material, fan-free design
Net Weight	0.9 kg (2.0 lb)
Gross Weight	1.5 kg (3.3 lb)
Dimensions (W × H × D)	327.00 mm × 44.00 mm × 118.00 mm (12.87" × 1.73" × 4.65")
Operating Temperature	0 °C to 40 °C (32 °F to 104 °F)
Storage Temperature	-40 °C to 85 °C (-40 °F to 185 °F)
Operating Humidity	5% to 95% (no condensation)
Relative Humidity	5% to 95% (no condensation)
Power Supply	100-240 V AC, 50/60 Hz, Max. 0.7 A
Max. Power Consumption	18 W
Power Consumption in Idle	3.8 W
Installation Mode	Rack (equipped with mounting ears)
Surge Protection	6 kV
Network Parameters	
Ports	24 × Gigabit RJ45 port
MAC Address Table	8 K
Switching Capacity	48 Gbps
Packet Forwarding Rate	35.71 Mpps
Internal Cache	4.1 Mbits
Approval	
EMC	CE-EMC (EN 55032: 2015+A11: 2020, EN IEC 61000-3-2: 2019, EN 61000-3-3: 2013+A1: 2019, EN 50130-4: 2011+A1: 2014, EN 55035: 2017+A11: 2020),RCM (AS/NZS CISPR 32: 2015)
Safety	CE-LVD (EN 62368-1: 2014+A11: 2017),CB (AMD1:2009, AMD2:2013, IEC 62368-1: 2014 (Second Edition)
Chemistry	CE-RoHS (2011/65/EU),WEEE (2012/19/EU),Reach (Regulation (EC) No.1907/2006)

▪ Available Model

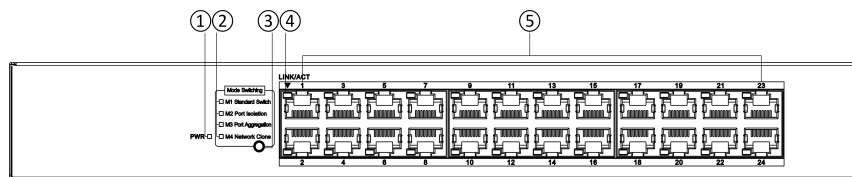
DS-3E0524R-O

▪ Typical Application

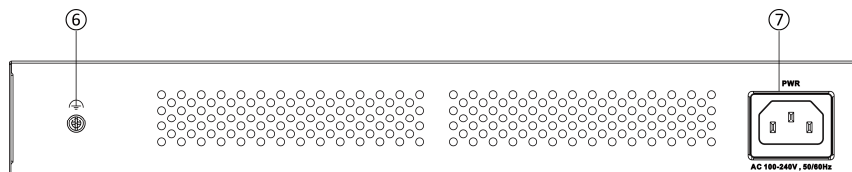


Physical Interface

Front Panel

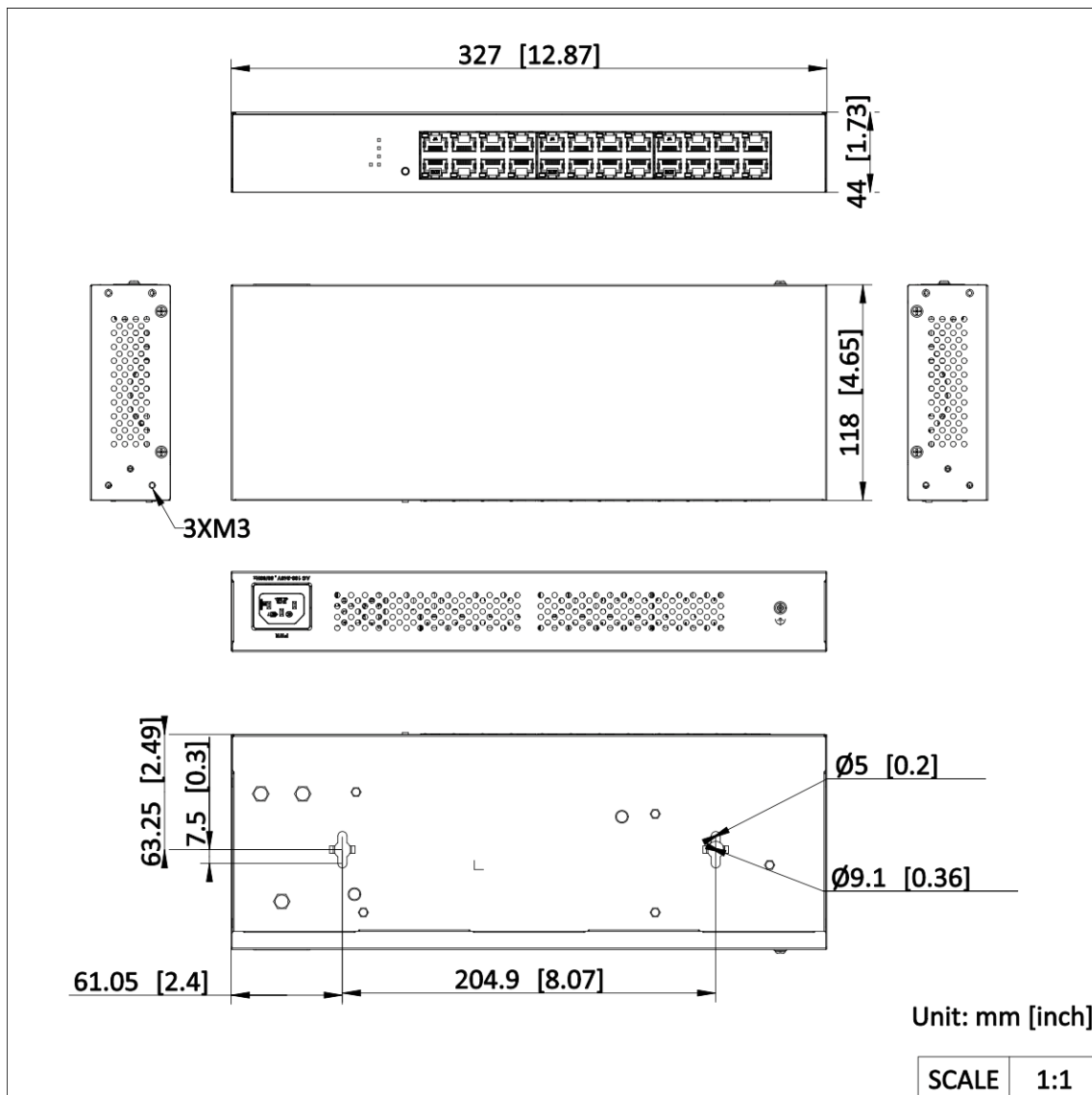


Rear Panel



No.	Port/Indicator	Description
①	PWR Indicator	<ul style="list-style-type: none"> ● Solid on: The switch is powered on normally. ● Unlit: No power supply is connected or power supply is abnormal.
②	Working Mode Indicator	<ul style="list-style-type: none"> ● Solid on: The switch works in this mode. ● Unlit: The switch does not work in this mode.
③	Mode Button	<ul style="list-style-type: none"> ● Used for switching the switch's working mode. (The switchover takes effect immediately. Once the switch is powered off, the working mode operated before the power failure is automatically saved.)
④	LINK/ACT Indicator	<ul style="list-style-type: none"> ● Solid on: The port is connected. ● Flashing: The port is transmitting data. ● Unlit: The port is disconnected or connection is abnormal.
⑤	Gigabit RJ45 Port	Used for connection to another device via a network cable.
⑥	Grounding Terminal	Used for connection to a grounding cable to protect the switch from lightning.
⑦	Power Supply	Use the attached AC power cord to connect the switch to a socket.

▪ Dimension



Headquarters

No.555 Qianmo Road, Binjiang District,
Hangzhou 310051, China
T +86-571-8807-5998
www.hikvision.com



Follow us on social media to get the latest product and solution information.



Hikvision



HikvisionHQ



HikvisionHQ



Hikvision_Global



Hikvision
Corporate Channel



hikvisionhq