

DS-2TD2667T-15/P

Thermographic Thermal & Optical Bi-spectrum Network Bullet Camera



Hikvision DS-2TD2667T-15/P Thermographic Thermal & Optical Bi-Spectrum Network Bullet Camera can be applied to substations, hydropower stations, waste incineration plants, manufacturing workshops, etc. The accurate temperature measurement device sends temperature exception alarms for loss prevention.

- 640 x 512 resolution, 17 μm , VOx UFPA, NETD < 35 mK (25 °C, F# = 1.0)
- Temperature exception alarm for fire prevention, -20 °C to 550 °C (-4 °F to 1022 °F), Max. (± 2 °C, $\pm 2\%$)
- Image processing technology: linear, histogram, self-adaptive thermal AGC mode, DDE, 3D DNR
- Fire detection algorithm

▪ Specification

Thermal Module	
Image Sensor	Vanadium Oxide Uncooled Focal Plane Arrays
Resolution	640 × 512
Pixel Pitch	17 μm
Spectral Range	8 μm to 14 μm
NETD	<35 mk (25 °C, F# = 1.0)
Focal Length	15 mm
IFOV	1.13 mrad
Field of View	42.5° × 33.6° (H × V)
Min. Focusing Distance	2.5 m
Aperture	F 1.0
Digital Zoom	×2, ×4, ×8
Optical Module	
Image Sensor	1/2.7" Progressive Scan CMOS
Resolution	2688 × 1520
Min. Illumination	Color: 0.0089 Lux @ (F1.6, AGC ON), B/W: 0.0018 Lux @ (F1.6, AGC ON)
Shutter Speed	1 s to 1/100,000 s
Focal Length	4 mm
Field of View	84° × 44.8° (H × V)
Aperture (Range)	F 1.6
WDR	120 dB
Image Effect	
Bi-spectrum Image Fusion	Display the details of optical channel on thermal channel
Picture in Picture	Display partial image of thermal channel on the full screen of optical channel
Target Coloration	Yes. Supported in white hot and black hot mode.
Illuminator	
IR Distance	Up to 40 m
IR Intensity and Angle	Automatically adjusted
Smart Function	
VCA	4 VCA rule types (line crossing, intrusion, region entrance, and region exiting), up to 8 VCA rules in total.
Temperature Measurement	3 temperature measurement rule types, 21 rules in total (10 points, 10 areas, and 1 line).
Temperature Range	- 20 °C to 550 °C (- 4 °F to 1022 °F)
Temperature Accuracy	Max (± 2 °C, ±2 %)
Fire Detection	Dynamic fire detection, up to 10 fire points detectable.

Video and Audio	
Main Stream	Thermal: 25 fps (1280 × 720, 704 × 576, 640 × 512, 352 × 288) Optical: 50 Hz: 25 fps (2688 × 1520, 1920 × 1080, 1280 × 720) 60 Hz: 30 fps (2688 × 1520, 1920 × 1080, 1280 × 720)
Sub-stream	Thermal: 25 fps (704 × 576, 640 × 512, 352 × 288) Optical: 50 Hz: 25 fps (704 × 576, 352 × 288, 176 × 144) 60 Hz: 30 fps (704 × 480, 352 × 240, 176 × 120)
Video Compression	Main Stream: H.265/H.264 Sub-Stream: H.265/H.264/MJPEG
Audio Compression	G.722.1/G.711ulaw/G.711alaw/MP2L2/G.726/PCM
Network	
Protocols	IPv4/IPv6, HTTP, HTTPS, 802.1x, QoS, FTP, SMTP, UPnP, SNMP, DNS, DDNS, NTP, RTSP, RTCP, RTP, TCP, UDP, IGMP, ICMP, DHCP, PPPoE,SSL
API	ISAPI, HIKVISION SDK, third-party management platform, ONVIF (Profile S, Profile G, Profile T)
Security	User authentication (ID and PW), MAC address binding, HTTPS encryption, IEEE 802.1x (EAP-MD5, EAP-TLS), access control, IP address filtering
Simultaneous Live View	Up to 20 channels
Client	iVMS-4200, Hik-Connect
Web Browser	Live view (plug-in allowed) : Internet Explorer 11 Live view (plug-in free) : Chrome 57.0 +, Firefox 52.0 + Local service : Chrome 57.0 +, Firefox 52.0 +
Network Storage	MicroSD/SDHC/SDXC card (up to 256 G) local storage, NAS (NFS, SMB/CIFS), Auto Network Replenishment (ANR)
User/Host level	Up to 32 users, 3 levels: Administrator, Operator, User
Interface	
Alarm Input	2, alarm input (0-5 VDC)
Alarm Output	2, alarm output (alarm response actions configurable)
Alarm Action	SD recording/Relay output/Smart capture/FTP upload/Email linkage
Audio Input	1, 3.5 mm Mic in/Line in interface Line input: 2 - 2.4 V [p-p], output impedance: 1 KΩ ± 10%
Audio Output	Linear level, impedance: 600 Ω
Communication Interface	1, RJ45 10 M/100 M self-adaptive Ethernet interface 1, RS-485 interface (half duplex)

General	
Web Client Language	32 languages English, Russian, Estonian, Bulgarian, Hungarian, Greek, German, Italian, Czech, Slovak, French, Polish, Dutch, Portuguese, Spanish, Romanian, Danish, Swedish, Norwegian, Finnish, Croatian, Slovenian, Serbian, Turkish, Korean, Traditional Chinese, Thai, Vietnamese, Japanese, Latvian, Lithuanian, Portuguese (Brazil)
Power Supply	24 VAC± 25%, 12 VDC± 25%, 24VDC, two-core terminal block PoE (802.3af, class 3)
Power Consumption	18 VAC to 30 VAC: 0.38 A to 0.22 A, max. 9 W 9 VDC to 15 VDC: 0.63 A to 1.06 A, max. 9 W 24VDC: 0.375A, max 9W PoE (802.3af, class 3): 44 V to 57 V, 0.22 A to 0.17 A, max. 9.5 W
Working Temperature/Humidity	Temperature: - 40 °C to 65 °C (- 40 °F to 149 °F) Humidity: 95% or less
Protection Level	IP67 Standard TVS 6000V lightning protection, surge protection, voltage transient protection Ik10 rated housing
Dimensions	376.1 mm × 119.1 mm × 118.1 mm (14.81" × 4.69" × 4.65")
Weight	Approx. 1.82 kg (4.01 lb)

▪ Range Table

VCA Range (Vehicles: 1.4 × 4.0 m)	VCA Range (Humans: 1.8 × 0.5 m)	Temperature Measurement (Object: 2 × 2 m)	Temperature Measurement (Object: 1 × 1 m)	Fire Detection (Object: 0.2 × 0.2 m)	Smoke Detection (Object: 0.5 × 0.5m)
309 m	110 m	351 m	177 m	150 m	20 m

▪ DORI

* The table is only for reference and the performance may vary according to different environment.

* The optimal human detection, recognition, and identification distances are calculated according to Johnson's Criteria.

Detection Range: In order to distinguish an object from the background, the object must be covered by 1.5 or more pixels.

Recognition Range: In order to classify the object (animal, human, vehicle, etc.), the object must be covered by 6 or more pixels.

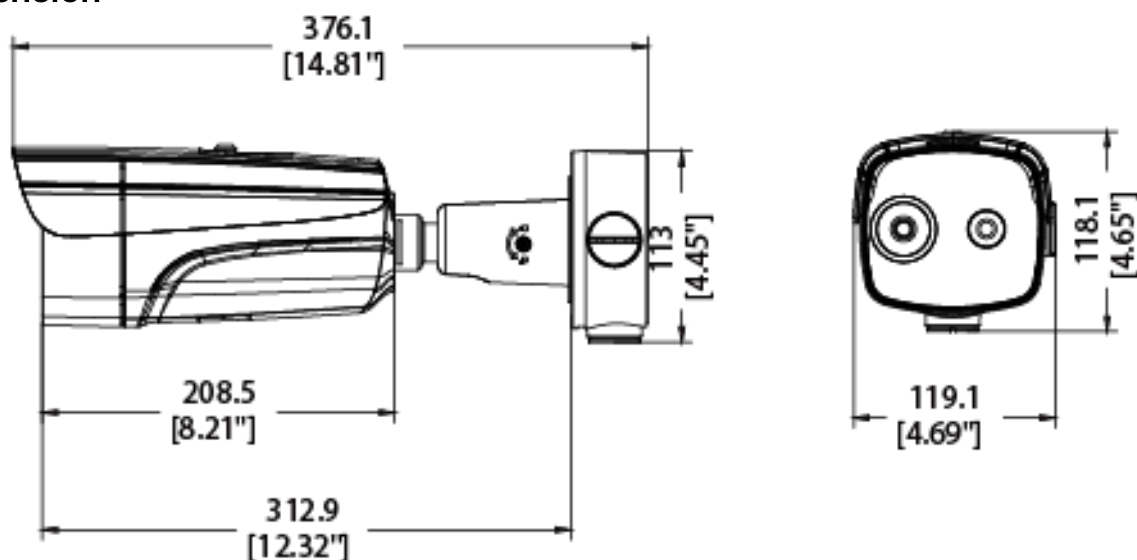
Identification Range: In order to identify the object and describe it in details, the object must be covered by 12 or more pixels.

Detection Range (Vehicles: 1.4 × 4.0 m)	Detection Range (Humans: 1.8 × 0.5 m)	Recognition Range (Vehicles: 1.4 × 4.0 m)	Recognition Range (Humans: 1.8 × 0.5 m)	Identification Range (Vehicles: 1.4 × 4.0 m)	Identification Range (Humans: 1.8 × 0.5 m)
1353 m	441 m	338 m	110 m	169 m	55 m

▪ **Available Model**

DS-2TD2667T-15/P

▪ **Dimension**





Unit:mm[Inch]

▪ **Accessory**

▪ **Included**

DS-1260ZJ Junction box	DS-1260ZJ-AC#SA Junction box
	

▪ **Optional**

DS-1276ZJ-SUS Corner mount	DS-1275ZJ-S-SUS Vertical pole mount
	

COMPLIANCE NOTICE: The thermal series products might be subject to export controls in various countries or regions, including without limitation, the United States, European Union, United Kingdom and/or other member countries of the Wassenaar Arrangement. Please consult your professional legal or compliance expert or local government authorities for any necessary export license requirements if you intend to transfer, export, re-export the thermal series products between different countries.

Headquarters

No.555 Qianmo Road, Binjiang District,
Hangzhou 310051, China
T +86-571-8807-5998
www.hikvision.com



Follow us on social media to get the latest product and solution information.

