

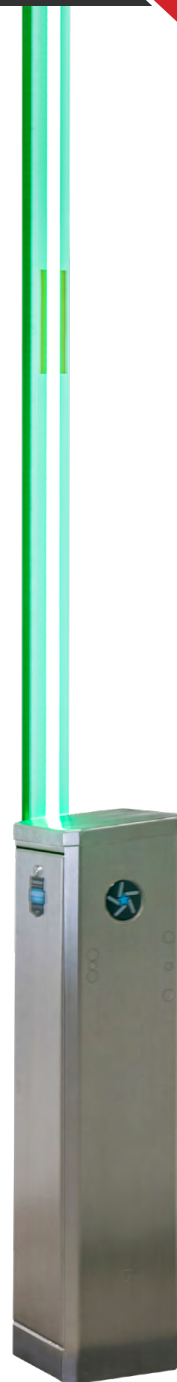
TURNSTAR

RELIABLE ★ DURABLE ★ GUARANTEED

NEW INTEGRATED
OPTIC LED BARRIER ARM

VELOCITY

AUTOMATIC INDUSTRIAL VEHICLE BARRIER WITH SWIFTDRIIVE



- Benefit from the reliability of the latest SwiftDrive® technology
- High speed operation with low power consumption
- Integrated OPTIC LED light strip for maximum visibility, safety and aesthetics
- Built-in battery backup
- Break-away barrier arm system
- Compact cabinet design
- Counter balance compression springs
- Articulated arm kit fitted below barrier arm for maximum height clearance
- 100% duty cycle
- Unlimited number of daily operations
- Patent pending design

APPLICATIONS

- Suited for applications requiring high volume access and medium levels of security
- Used extensively in applications such as parkades, shopping malls, residential estates, office parks, toll gates, factories, warehouses and mines

DESIGNED FOR

- Interior and exterior installations
- Severe operating conditions

AVAILABLE CONFIGURATIONS

- With 3m, 3.5m, 4m, 4.5m, 5m, 5.5m and 6m octagonal barrier arm
- Articulated arm kit for low ceilings

SECURITY RATING



ISO 9001:2015

UNIQUE FEATURES OF THE VELOCITY VEHICLE BARRIER

RELIABLE TECHNOLOGY

- 100% duty cycle – suitable for high volume applications
- SwiftDrive® brushless DC motor with planetary gearbox
 - High speed operation (four adjustable raise and lower speed settings)
 - Seamless precise speed control with dynamic braking and slow stop
 - Intelligent collision detection and mid cycle auto-reverse
 - Highly reliable, highly efficient and high power-to-volume ratio 100W motor
 - Large torque output over a vast speed range
 - Brushed DC motors are limited to a 10 000 hour life span (+/- 500 000 operations) as the brushes are always in contact with the rotor shaft, unlike brushless DC motors which do not have any brushes and do not have that limitation)
 - No worm gear which is prone to severe wear
 - No proximity sensors or microswitches required for positioning

DURABLE FEATURES

- Embedded microcontroller
- Relay output for raised and lowered positions
- Integrated dual safety loop detector (one detector can also be allocated for free exit)
- 4.5A power supply – barrier is run from the power supply, not battery driven as batteries can become exhausted over time
- Built-in battery backup (7Ah) with battery protection
- Can operate with a solar powered system
- Slim, low profile cabinet (272mm x 256mm)
- Adjustable compression springs for barrier arm balancing – no tension springs used
- Easy change of handing – can be done effortlessly in under two minutes
- Wireway through centre of shaft for LED light strip or barrier arm impact detection safety edge
- Harmonic motion drive arm mechanism
- Mechanical locking in the lowered position
- Effortless mechanical override for manual operation
- Sturdy octagonal barrier arm with integrated LED light strip, diffuser and red reflective tape
- Break-away barrier arm system
- Available in powder coated mild steel and 3Cr12 stainless steel, brushed 304 and 316 grade stainless steel

GUARANTEED MANUFACTURED TO LAST

- 24 month guarantee

COLOUR EXAMPLES



WHITE / BLUE

YELLOW / RED

STAINLESS STEEL

WRAPPED FINISH

FULL RAL COLOUR RANGE IS AVAILABLE

CUSTOMISED WITH YOUR BRANDING



TECHNICAL SPECIFICATIONS

INPUT VOLTAGE	100V – 240V AC ±10% at 50Hz
DRIVE	SwiftDrive®
MOTOR DETAIL	BLDC, 24V DC, 100W
GEARBOX	Planetary
MOTOR POWER SUPPLY	27.6 V DC, 4.5A, 120W
DUTY CYCLE	100% - rated for continuous non-stop operation
BARRIER ARM LENGTH	3m, 3.5m, 4m, 4.5m, 5m, 5.5m and 6m
OPENING SPEED	<ul style="list-style-type: none"> • 3m - 1.1 seconds • 4m - 2 seconds • 5m - 2.5 seconds • 6m - 3 seconds
CABINET WEIGHT	60kg
BARRIER ARM DETAIL	86mm x 43mm, 1.5mm wall thickness, powder coated white aluminium with red reflective tape and integrated RGB LED
BARRIER ARM WEIGHT	1.45kg per metre
MANUAL OVERRIDE	Secure internal easy-pull lever arm
OPERATING TEMPERATURE	-15°C to +60°C
POWER FAILURE OPERATION	Two 12V 7Ah batteries
COLLISION DETECTION	Motor embedded hall sensors
SAFETY CONTROL	Dual channel safety loop detector and input for any external sensor
SYSTEMS INTEGRATION	<ul style="list-style-type: none"> • Integrates with all access control, ticketing and time & attendance systems • Triggered through a normally open dry contact • Free exit loop feature built-in as standard
RELAY OUTPUTS	Open and closed relay outputs
CABINET FINISH	<ul style="list-style-type: none"> • Mild steel with UV resistant exterior grade powder coat • 3Cr12 stainless steel with UV resistant exterior grade powder coat ∞ * • 304 grade brushed stainless steel • 316 grade brushed stainless steel * <p>∞ A variety of colours are available on request * Suitable for corrosive environments</p>


ACCESSORIES

SAFETY	<ul style="list-style-type: none"> • Dual channel loop detector (integrated as standard) • Infrared beam transmitter and receiver kit (10m range) • Photoelectric, diffuse sensor (3m range) - non-invasive
OPTIONAL EXTRAS	<ul style="list-style-type: none"> • High security Mul-T-Lock for the barrier door • Traffic light (LED type) • Flashing/Solid courtesy light fitted on cabinet (activated when barrier is in use) • Single or double pushbutton in plastic housing • One button or three button remote control transmitter and receiver • Card drop box (intelligent and unintelligent types) • Reader and camera mounting boxes (special designs to customer specifications) • Car and car/truck goosenecks with optional weather cowls
BARRIER ARM ACCESSORIES	<ul style="list-style-type: none"> • Articulated arm kit (folding arm kit) for low ceilings (fitted under the barrier arm for maximum height clearance)

VELOCITY VEHICLE BARRIER STAR INSTALLATIONS



THE VELOCITY RANGE

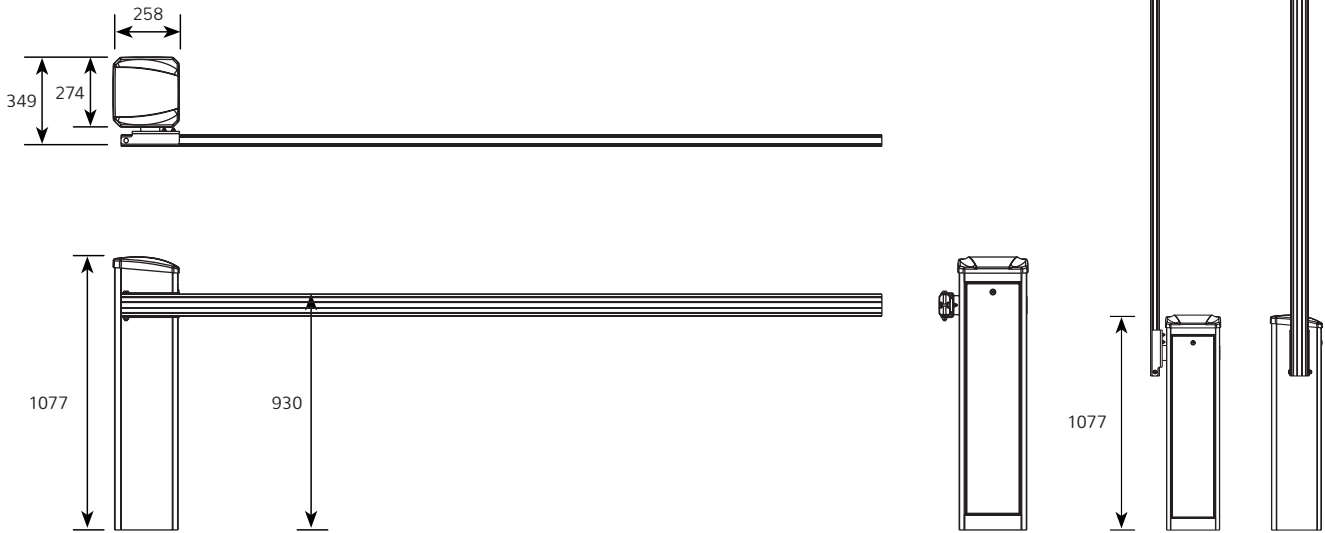


VELOCITY RAPTOR

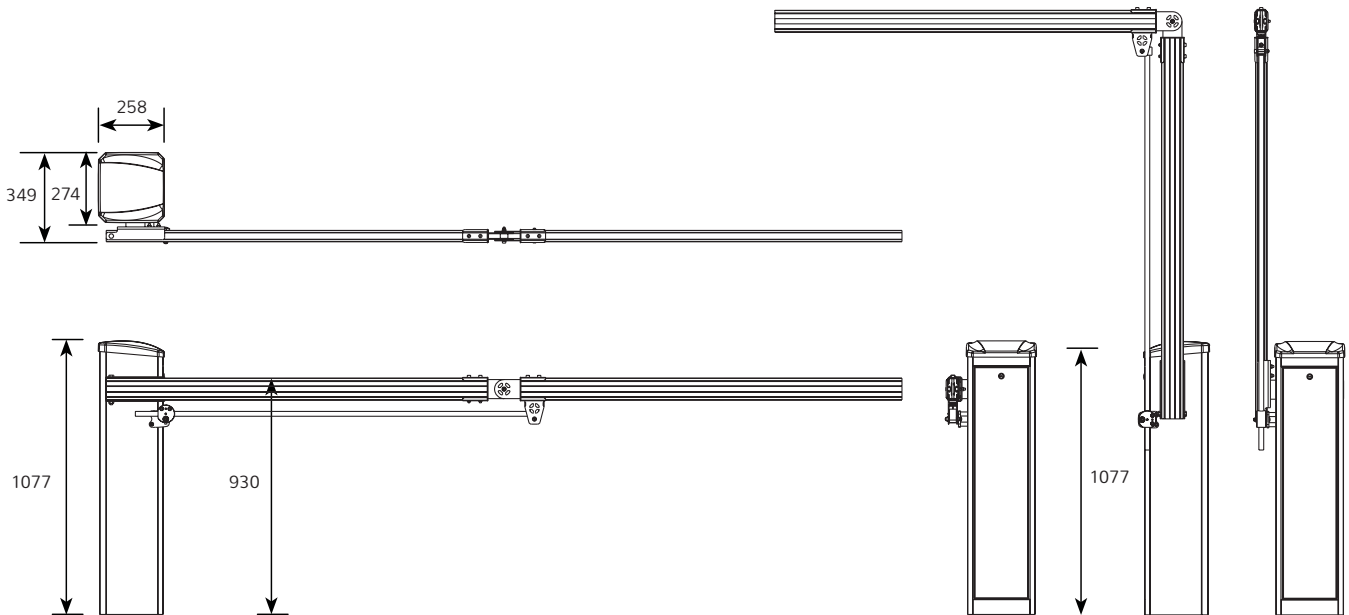


VELOCITY VEHICLE BARRIER RANGE

STANDARD BARRIER



STANDARD BARRIER WITH ADJUSTABLE ARTICULATED ARM KIT



© Turnstar Systems

TURNSTAR 

RELIABLE ★ DURABLE ★ GUARANTEED

info@turnstar.co.za | www.turnstar.co.za

Turnstar Systems (Pty) Ltd | Reg No: 2012/100536/07 | Established in 1990

JHB FACTORY

18 6th Street, Wynberg,
Sandton, 2090
T: +27 (0)11 786 1633
F: +27 (0)11 440 5839

CAPE BRANCH

Unit 9 Elect Park,
13 Teejay Road, Brackenfell,
Cape Town, 7560
T: +27 (0)21 981 3043

KZN BRANCH

Unit 5 - 7 Amatuli Industrial Park,
5 - 7 Eagle Road, Shaka's Head,
Umlhali, Kwazulu-Natal, 4420
T: +27 (0)32 947 0391

POSTAL ADDRESS

PO Box 41,
Highlands North,
2037



TurnstarSA



TurnstarSystems



ISO 9001:2015