

KeyPad Jeweller

Wireless touch keypad.



An Ajax hub is required for operation.
Find the detailed information on the device at the link:


 ajax.systems/support/devices/keypad/




2
GRADE
EN 50131

PD 6662
2017


Key features



Up to 200 personal passcodes



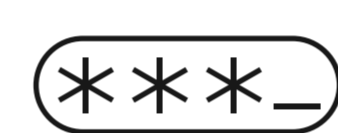
Duress code




Up to 2 years of the
pre-installed batteries life



Remote control and setup via the app




Protection against the
passcode guessing




Panic button



SmartBracket mounting panel
for the ease of installation



Pairing with the system via QR code



Security system management

KeyPad supports the general passcode, the personal passcodes, and the security activation without entering a passcode. The personal passcodes provide detailed information: the app log and notifications show the security mode changing event and the name of the user who did it.

The keyboard also allows you to create passcodes for those who are not added to the hub users or use the system from time to time. In this case, the users and the monitoring company operator also know exactly who and when changed the security mode. It is convenient, for example, to create a passcode for a cleaning company.

Duress code

Duress code allows users to simulate disarming via Keypad. The sirens, the app, and the keypad indication will not give away the user, but the alarm signal is instantly transmitted to a central monitoring station. The security system users also receive notifications on this event.





Function button

Keypad featured the **Function button**, which can be used as a panic button. Or, you can set it to mute the **Interconnected Fire Detectors Alarms**: press the keyboard button to mute the sirens of the Ajax fire detectors.


Unauthorized access auto-lock

Three wrong passcodes entered a row blocks the keypad for the time adjusted in the settings. The hub will inform the users and the security company about the incident, and all the passcodes will be ignored during the auto-lock time.



Two-stage arming

The feature splits the arming process into two stages: initiation and finishing. Users can initiate arming via Keypad. In this case, the system will be armed when a Second-Stage Device is triggered. For instance, when closing the door on which the DoorProtect detector is installed.



Jeweller


communication technology



The **Jeweller** radio protocol provides **fast and reliable two-way communication** between the hub and the system devices. The protocol delivers instant data-rich alarms and events: the security companies and the users know who and when has changed a security mode or press a panic button.

Jeweller features **encryption** and **authentication** to prevent spoofing, and **polling** to display the devices' statuses. Supporting **up to 1,700 m** of wireless connectivity, Jeweller is ready to protect facilities and deliver **the best user experience** for both system owners and installers.

Technical specifications

<p>Compliance with standards</p> <p>EN 50131 (Grade 2) PD 6662:2017</p>	<p>Compatibility</p> <p>Hubs All Ajax hubs</p> <p>Range extenders all Ajax radio signal range extenders</p>
<p>Communication with the hub or range extender</p> <p> Jeweller communication technology</p> <p>Frequency bands 866.0 – 866.5 MHz 868.0 – 868.6 MHz 868.7 – 869.2 MHz 905.0 – 926.5 MHz 915.85 – 926.5 MHz 921.0 – 922.0 MHz Depends on the sales region</p> <p>Maximum effective radiated power (ERP) ≤ 20 mW</p>	<p>Features</p> <p>Security mode indication The device is activated and the touch buttons light up once the user touches the keyboard, so it's easy to enter the passcode even in the dark. Pressing the buttons is accompanied by an audible signal.</p> <p>Passcodes up to 200 personal passcodes One per user. The number of users depends on the hub model</p> <p>1 general passcode One per the keyboard</p>

<p>Communication with the hub or range extender</p>	<p>Communication range up to 1,700 m In an open space</p> <p>Polling interval 12 – 300 s Adjusted by PRO or user with admin rights in the Ajax app</p> <p>Protection against spoofing Device authentication</p>	<p>Features</p>	<p>Duress code up to 200 personal passcodes One per user. The number of users depends on the hub model</p> <p>One general passcode for the keyboard</p> <p>Function button Panic button To activate an alarm</p> <p>Mute fire alarms Button mutes the Interconnected Fire Detectors Alarms</p> <p>Code guessing protection Keyboard locks for 3-180 minutes if an incorrect code is entered 3 times in a row within 1 minute. The auto-lock time is adjusted by PRO or user with admin rights in the Ajax app.</p>
<p>Power supply</p>	<p>Battery 4 × AAA battery Pre-installed</p> <p>Battery life up to 2 years</p>	<p>Installation</p>	<p>Operating temperature range from -10°C to +40°C</p> <p>Operating humidity up to 75%</p>
<p>Enclosure</p>	<p>Colours white, black</p> <p>Dimensions 150 × 103 × 14 mm</p> <p>Weight 197 g</p> <p>Tampering alarm</p>	<p>Complete set</p>	<p>KeyPad Jeweller 4 × AAA battery Pre-installed SmartBracket mounting panel Installation kit Quick Start Guide</p>