

## DS-3WF02C-5AC/O Wireless Bridge



The wireless bridge can be applied in industries, such as wireless video security, railway, transportation, power and other industries, wireless video/data transmission, wireless coverage, carrier wireless backbone network construction, Wi-Fi wireless coverage, rural information construction, and wireless network coverage. The long-distance transmission of the device can guarantee multi-channel HD video transmission.

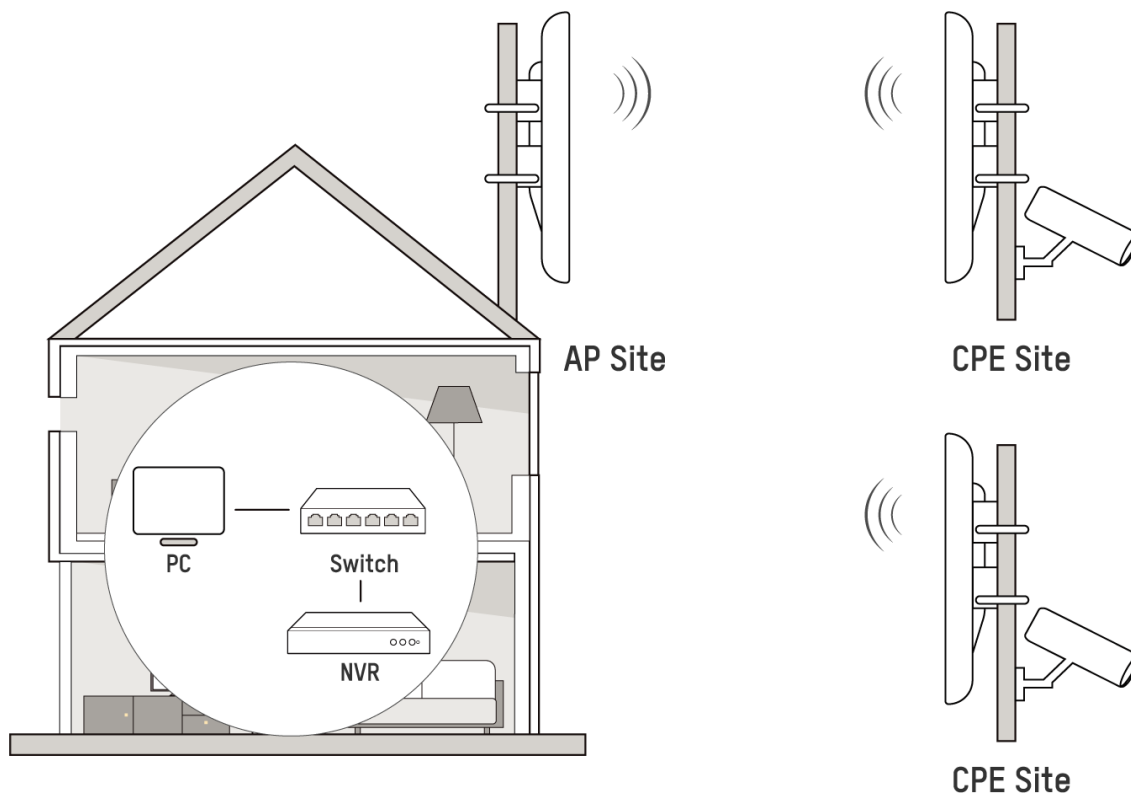
- All gigabit LAN ports
- TDMA supported
- Quick match through DIP switch
- Visualized topology management
- Up to 5 km wireless transmission distance

## ▪ Specification

Model		DS-3WF02C-5AC/O
Wireless Parameter	Max. Transmission Rate of Air Interface	≤ 867 Mbps
	Wireless Standard	IEEE 802.11/a/n/ac
	Working Frequency Band	5150 to 5250 MHz
		5250 to 5350 MHz (DFS)
		5470 to 5725 MHz (DFS)
		5725 to 5850 MHz (Note: Available channel may vary with local regulations.)
	Transmitting Power	22 dBm (Note: Transmitting power may vary with local regulations.)
	Receiving Sensitivity	-58 ± 2 dBm@AC80 -MCS9; -84 ± 2 dBm@AC80 -MCS0
Antenna Gain	12 dBi	
Antenna Angle	Beamwidth [3 dB] (35°± 5°)	
Network Parameters	Networking Mode	<p>Point to point: Support up to 4-ch IPC (2MP) in Max. 5 KM distance and Max. 20 Mbps bandwidth</p> <p>Point to point: Support up to 40-ch IPC (2MP) in Max. 1 KM distance and Max. 200 Mbps bandwidth</p> <p>Point to multi-point: Support up to 16-ch IPC (2MP) in Max. 1 KM distance and Max. 80 Mbps bandwidth within 30°, Max. 1 to 8 PTMP connection</p>
Hardware Parameter	Port Numbers	2 × Gigabit RJ45 ports
	LED Indicator	Power indicator, LAN indicator, signal intensity indicator
	Reset	Hardware resetting button
	Power Supply	12 VDC/1 A Passive PoE; 12 VDC, 1 A
Software Function	Application Function	TDMA, DFS, TPC, IFM, IPM
	Channel Width	20/40/80 MHz
	Channel Selection	Auto/manual selection
	Network Protocol	NTP (network time synchronization), SADP (auto search for IP address), HTTPS (web management), SSH (debugging)
	Security Mode	WPA2-PSK
	Security Mechanism	Wireless network name hidden
	Management Method	Web, HCP
	Upgrade	Web, iVMS-4200
System Log	Syslog, control center information	
General	Product Dimensions (W × H × D)	92 mm × 187 mm × 58 mm (3.62" × 7.36" × 2.28")
	Package Dimensions (W × H × D)	132 mm × 228 mm × 91 mm (5.19" × 8.97" × 3.58")
	Net Weight	0.307 kg (0.677 lb)
	Gross Weight	0.807 kg (1.779 lb)
	Packing List	Wireless bridge × 1, power adapter (12 VDC, 1 A) × 1, 1000 MB PoE injector × 1, binding tape × 2, quick start guide × 1
	Packing Method	Single unit packing
	Working Temperature	-30 °C to 70 °C (-22 °F to 158 °F)
	Working Humidity	5% to 95% (no condensation)
	Storage Temperature	-40 °C to 85 °C (-40 °F to 185 °F)

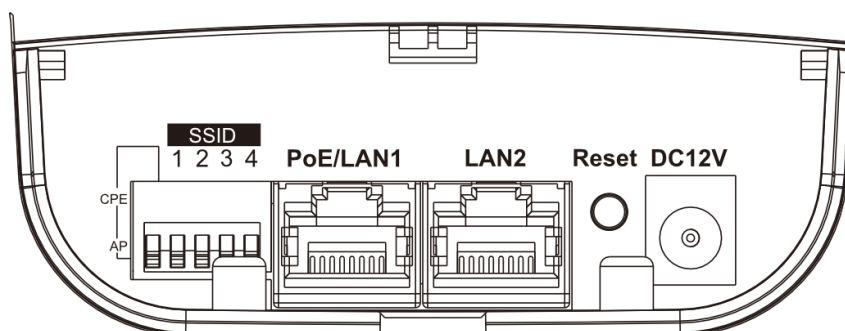
	Storage Humidity	5% to 95% (no condensation)
	Installation Mode	Pole mounting
	Power Consumption	2.65 W for typical (1-ch 2MP IPC), Max. 4.5 W
<b>Approval</b>	EMC	CE-EMC (EN 55032: 2015+A11: 2020, EN IEC 61000-3-2: 2019, EN 61000-3-3: 2013+A1: 2019, EN 50130-4: 2011+A1: 2014, EN 55035: 2017+A11: 2020); IC (ICES-003: Issue 7:2020); RCM (AS/NZS CISPR 32: 2015)
	Safety	UL (UL 60950-1); CB (AMD1:2009, AMD2:2013, IEC 62368-1: 2014 (Second Edition); CE-LVD (EN 62368-1: 2014+A11: 2017)
	Chemistry	CE-RoHS (2011/65/EU); WEEE (2012/19/EU); Reach (Regulation (EC) No.1907/2006)
	Radio	EN 301 893; EN 300 440; EN 62311; EN 301 489-3; EN 301 489-17; FCC Part 15.247

▪ Typical Application



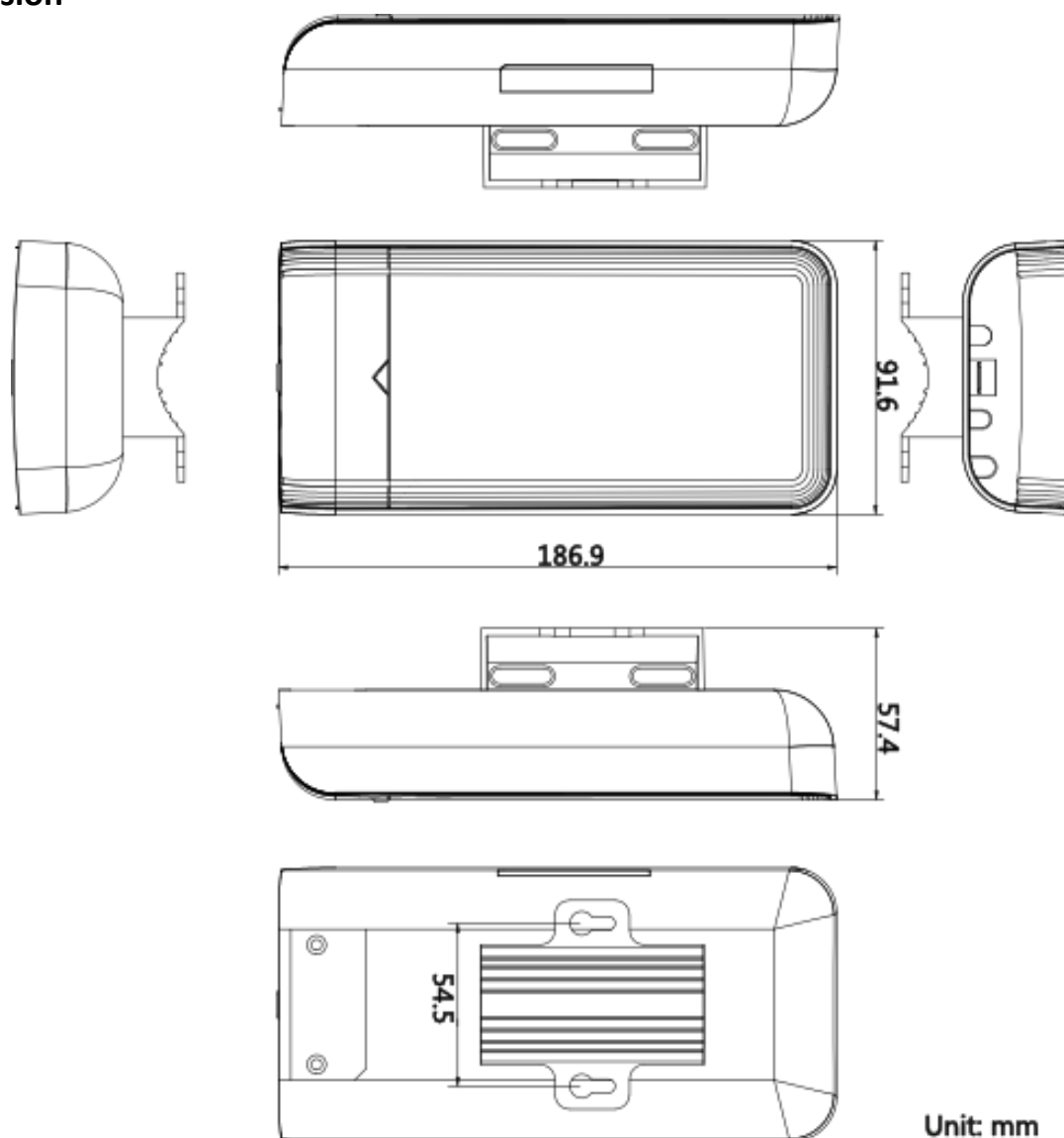
▪ Physical Interface

Interface/Button	Description
CPE/AP DIP Switch	Switch up or down to set the device as AP or CPE.
SSID	4-character SSID to realize 16 kinds of matching ways by switching up or down. The CPE will connect to the AP when its SSID matches the AP's.
PoE/LAN1	The 10/100/1000 Mbps adaptive RJ45 port, also can be used as a PoE port.
LAN2	The 10/100/1000 Mbps adaptive RJ45 port.
Reset	Long press for 4 sec to restore to factory settings.
DC 12 V	If the PoE injector is not used for powering on the device, you can use the attached power adapter to connect the device to socket.



▪ Available Model

DS-3WF02C-5AC/O

**Dimension****Unit: mm****Headquarters**

No.555 Qianmo Road, Binjiang District,  
Hangzhou 310051, China  
T +86-571-8807-5998  
www.hikvision.com



Follow us on social media to get the latest product and solution information.



Hikvision



HikvisionHQ



HikvisionHQ



Hikvision\_Global

Hikvision  
Corporate Channel

hikvisionhq