

Olarm PRO 4G is a multi-channel dual SIM 4G / 2G and WiFi communicator. It enables the monitoring and control of a wide range of security peripherals, enabling users to effectively manage systems, such as alarm panels and electric fences.

The Olarm PRO 4G will require an active subscription to function. Please contact your installer or speak to sales@olarm.co for more information.



## Technical Specifications

### Mechanical specifications

Packaged weight:	180g
Packaged dimensions:	150 x 150 x 46mm
Device weight:	93g
Cable weight:	40g
Device dimensions:	125mm diameter & 33.5mm height
Enclosure material:	ABS - Resin MG47F
Status indicator:	RGB LED

### Input voltage

7 to 24VDC
Typically supplied from the alarm panel / electric fence energizer via the cable provided.

### Operating conditions

Temperature:	-40 to 60°C
Humidity:	0 - 90% RH

### Connectivity

Simultaneous multi-path 4G & WiFi.
------------------------------------

### Mobile connectivity

2G and/or 4G depending on model & coverage.	
Frequency Bands:	<ul style="list-style-type: none"> <li>4G: B1 / B3 / B8</li> <li>2G: GSM900, DC1800</li> </ul>
SIM cards:	<ul style="list-style-type: none"> <li>2 x Full size SIM card slots</li> <li>South Africa: 2 x Olarm managed local SIMS</li> <li>Global: 1 x Olarm managed local SIM</li> </ul>
Antenna type:	Internal

### SIM Cards

South Africa	2 x Olarm managed local SIMS
Global	1 x Olarm managed local SIM

### Mobile network switching

<60s *Depending on network availability.
--

## Radio / Wireless Technology

### WiFi

WiFi standards:	2.4GHz only - IEEE 802.11b/g/n
Center frequency range of operating channel:	2412 - 2484 MHz
Antenna type:	Internal
Data rate:	20MHz: <ul style="list-style-type: none"> <li>11b: 1, 2, 5.5 and 11 Mbps</li> <li>11g: 6, 9, 12, 18, 24, 36, 48, 54 Mbps</li> <li>11n: MCS0-7, 72.2 Mbps (Max)</li> </ul> 40MHz: <ul style="list-style-type: none"> <li>11n: MCS0-7, 150 Mbps (Max)</li> </ul>
Tx Power:	13 to 19.5 dB (Data rate dependant)
Rx Sensitivity:	-69 to -97 dBm (Data rate dependant)
Encryption:	WPA2-PSK
WPS set up:	Yes

## For Alarm Panels

<b>Paradox</b>	MG5050, MG5050+, SP6000, SP6060+ <sup>2</sup> , SP65, EVO192 <small><sup>1</sup> - Minimum panel firmware v1.11.001 <sup>2</sup> - Minimum panel firmware v1.10.004</small>
<b>DSC</b>	PC1555, PC1616, PC832, PC864, PC1808, PC1832, PC1864, PC5005, PC5010, PC5015, PC5020
<b>Texecom</b>	Premier 412, Premier 816, Premier 816 PLUS, Premier 832
<b>IDS</b>	805, 806 <sup>3</sup> , X16 <sup>3</sup> , X64 <sup>3</sup> , X64 Serial <sup>3</sup> <small><sup>3</sup> - Requires an adapter board - sold separately.</small>

Functionality	Paradox	IDS	Texecom	DSC
Zone status	●	●	●	●
Arm	●	●	●	●
Disarm	●	●	●	●
Stay Arm	●	●	●	●
AC Status	●	●	●	●
Bypassing	●	●	●	●
Multi-Partition Control	●	●	●	●
Silent panic	●	○	●	
PGM	●	○	○	
Remote programming*	●	○	○	
Zone Name Pulling	●			

○ Selected Models \* Via Olarm Remote Connect

## For Electric Fences

<b>Nemtek</b>	Druid 13LCD, 15LCD, 18LCD, 25LCD, 28LCD
	Merlin 4i
	Merlin Stealth M18S, M28X

Functionality	Druid	Merlin 4i	Merlin Stealth
Fence / Zone status	●	●	●
Fence voltage check	●	●	●
Fence voltage mode	●	●	●
AC power status	●	●	●
Battery status	●	●	●
Service state	●	●	●
Gate in alarm / open	●	●	●
Tamper	●	●	●

## Encryption

TLS 1.2 / AES-128

## Configuration

Plug-and-play zero configuration via QR Code Scan in the Olarm APP.

## App users

Unlimited.

The Olarm PRO 4G will require an active subscription to function. Please contact your installer or speak to sales@olarm.co for more information.

## Signals

Contact ID

## Peripheral protocols

Serial & Keybus \*Selected devices only.

## Max distance to peripheral

8m \*Order extension cable from Olarm.

## Alarm panel cable specification

1 x 1.5 meter cable

1 x 4 pin white Molex connector on one end of cable

1 x 5 pin white Molex connector on one end of cable

See installation guide for more information.

## Serial Bridge supporting

Babyware / Wintex / IDSwift

## Certifications Safety & Health

EN 62368-1:2014+A11:(2017)

IEC 62368-1:(2014)

## Electromagnetic Compatibility

ETSI EN 301 489-1: V2.2.3 (2019-11)

ETSI EN 301 489-3: V2.1.1 (2019-03)

ETSI EN 301 489-17: V3.2.4 (2020-09)

ETSI EN 301 489-52: V1.1.0 (2016-11)

EN 50130-4: 2011+A1:(2014)

## Radio Spectrum Efficiency

ETSI TS 151 010-1 V12.8.0 (2016-05)

ETSI EN 300 220-1: V3.1.1 (2017-02)

ETSI EN 301 511: V12.5.1 (2017-03)

ETSI EN 300 220-2: V3.2.1 (2018-06)

ETSI EN 300 328: V2.2.2 (2019-07)

ETSI EN 301 908-1: V13.1.1 (2019-11)

ETSI EN 301 908-13: V13.0.1 (2019-08)

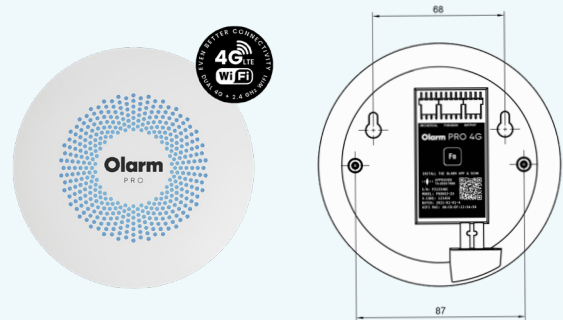
## Olarm PRO 4G set up Included in the box

1x Olarm PRO 4G

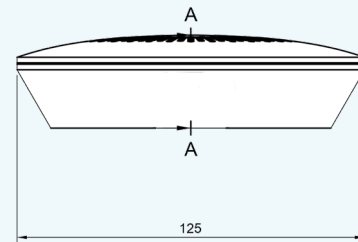
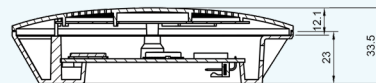
1x Reversible 1.5m Peripheral cable

1x Mounting Template: Drill hole template and LED colour legend

Mounting hardware



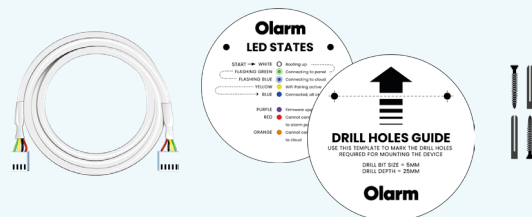
A-A (1:1)



## Mounting options

2 x Mounting holes on back of enclosure

**NOTE:** Avoid double sided tape as access to WiFi pairing button may be required after installation



## Packaging



## Back of Olarm PRO 4G

