

**COMMAX**  
SmartHome & Security

CDV-70QT **Connecting with Smartphone**

# INTELLIGENT MONITOR

Who came to our house?  
Self-detection, recording, and real-time  
call & door opening with a smart phone!  
A smarter and safer monitor at home.



reddot winner 2021



GOOD  
DESIGN  
KOREA

PRODUCT DESCRIPTIONS

## On the monitor and on my smartphone

Find the most convenient way to find out who came to our house, such as courier, delivery, and customers!



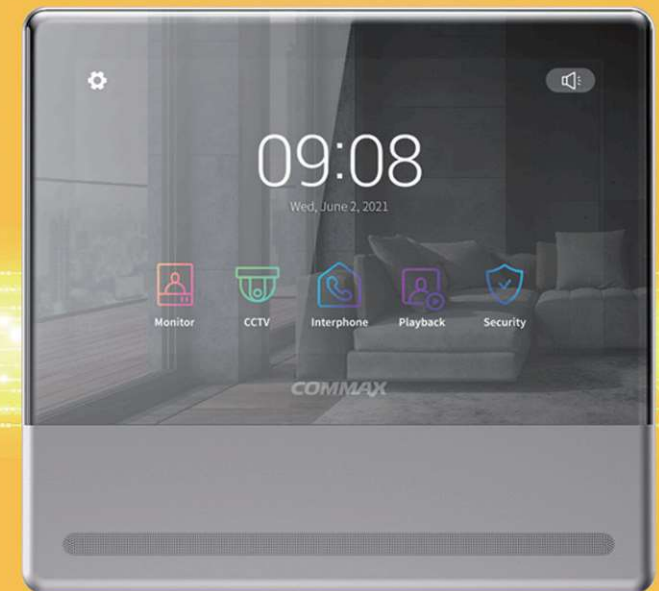
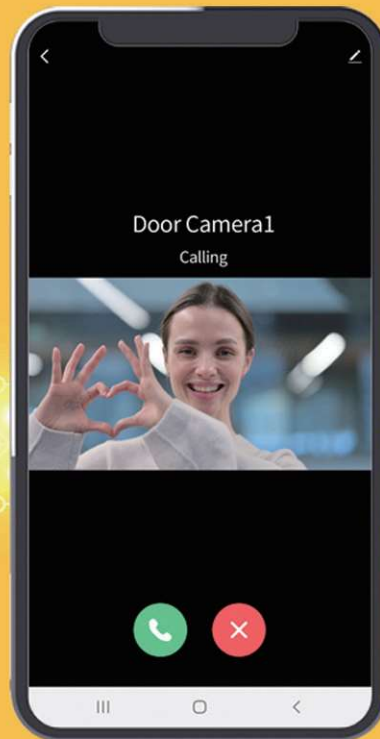
## What if someone comes when I'm outside?

Have you ever thought that it would be great if you could check with your smartphone when someone came?

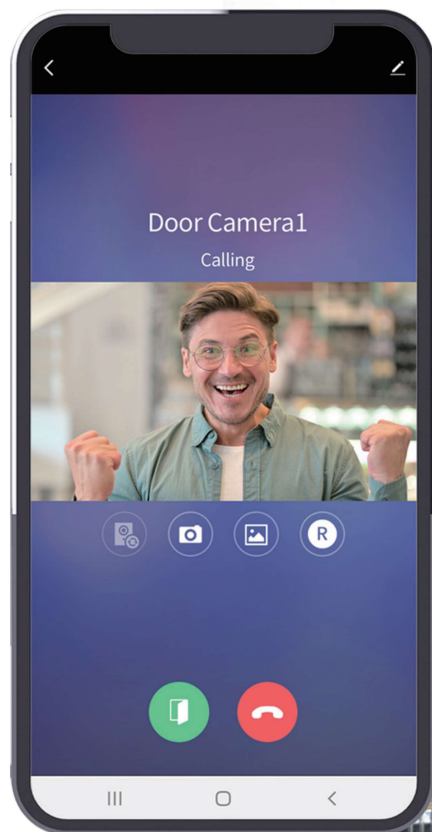


## There is a smart monitor that connects to your smartphone.


The monitor CDV-70QT that can check who is coming and makes a call with a smartphone on inside and outside the house!



You can talk to  
your visitors when  
you are outside



You can talk to  
your visitors when  
you are at home



**Whenever  
where you are,  
you can talk to  
your visitor and  
open the door**



**You can check  
when guests arrive  
and open the door  
without having to go  
the front door.**

Just touch it.  
Instead of sharing that password.  
Now you can open the entrance door  
with a touch.

(RF-447 module interworking option)





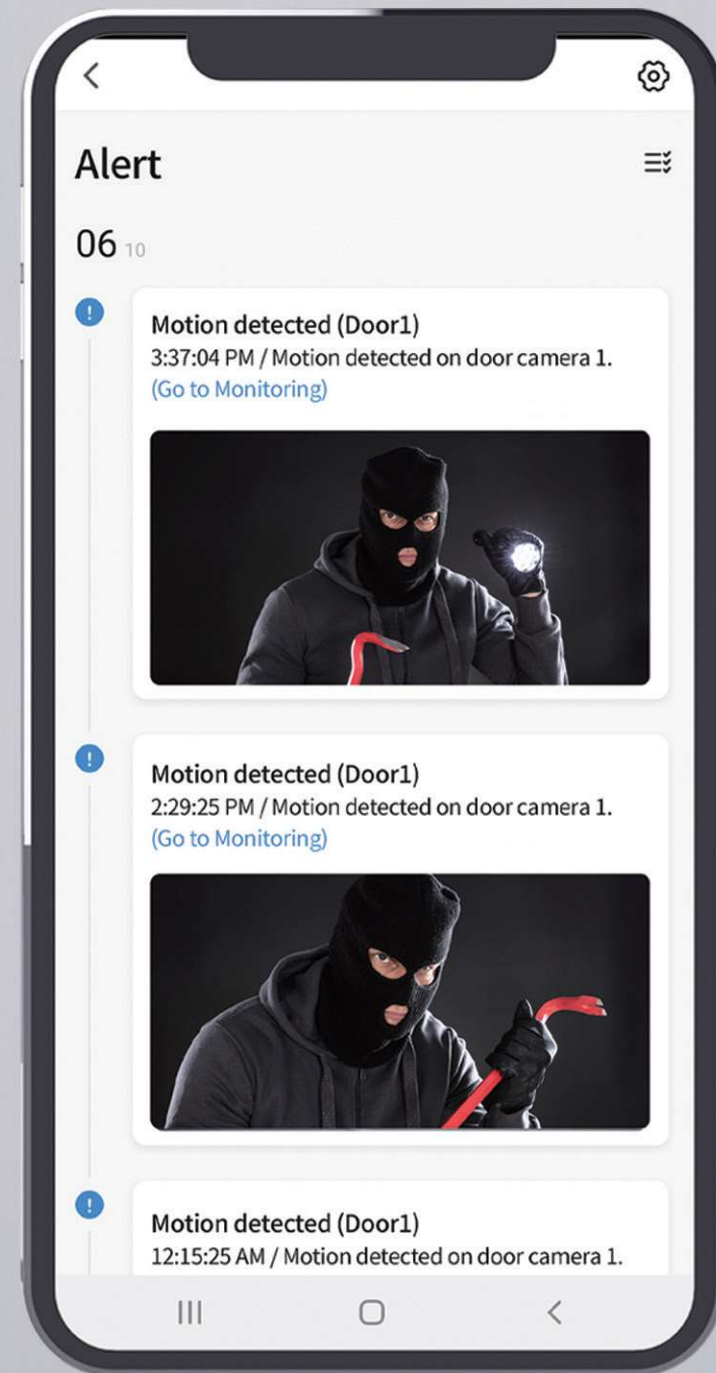
**Automatically  
save images even if  
someone is standing  
in front of your house!**

If there is someone in front of your house,  
photos and videos are automatically saved  
even if do not push the doorbell.



# Check with your smartphone even when a suspicious person is in front of your house!

If a suspicious person is in front of the house, you can check the front of the house with a smartphone and prevent crime.



# Perfect security without blind spots through CCTV interworking!

It makes our house safer by minimizing blind spots by monitoring from the front door to the back door by interlocking two CCTVs with a door camera.



**Conveniently  
anywhere you want!  
(2monitors + smartphone  
interlocking)**

Tired of going to the living room?  
Connect one more to the living room  
as well as your bedroom  
check it out in clearer + picture quality!



# Design

Modern design for  
our house  
various colors!




# Smart

Are you looking for a smart video phone that works with your mobile phone?



# Perfect

Visitor check,  
Digital door lock control,  
Monitoring for  
door entry and  
CCTV even outside  
intruder alarm!



# Safe

Complete security and convenience,  
From access control and surrounding  
monitoring!





# The Best choice CDV-70QT

Make your life safer and more convenient  
with CDV-70QT,  
Upgrade your interior design with a  
selection of various colors.



reddot winner 2021



GOOD  
DESIGN  
KOREA

## Choose from a variety of colors.

2 different color choices enrich your interior!



reddot winner 2021



GOOD DESIGN KOREA



NEO SILVER



GOLD

# CDV-70QT SPEC.

## PRODUCT COLOR TYPE



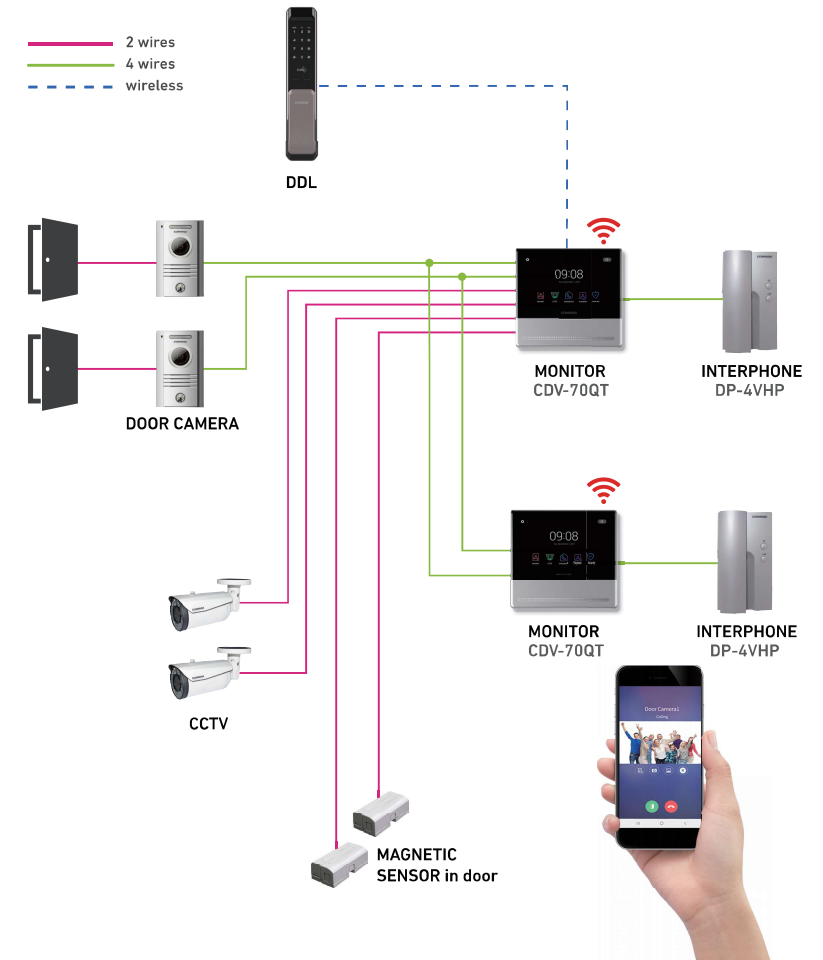
## PRODUCT FEATURES

- User friendly UI/UX
- Answer video call and open door by mobile app. (Wi-Fi based)
- Connectable with 2MP AHD door camera
- Save the images by motion detection
- Built-in memory (50cuts, 640x360), SD card slot (128GB)
- Audio phone connectable (DP-4VHP)
- Digital door lock connectable (RF 447 MHz module option)
- 2 door cameras connectable • 2 CCTV cameras connectable
- Magnetic sensor connectable for security mode (Mobile alarm function)
- Save the visitor's image and video

## PRODUCT SPECIFICATION

Power source	AC 100-240V, 50/60Hz (To SMPS)
Display	7 inch Full Touch LCD
Mount type	Wall mounted type
Memory	Built-in memory(50cuts, 640x360), SD card slot (128GB)
Resolution	1024 X 600
Network	Wi-Fi 2.4Ghz
Camera	Up to AHD 2MP
Wiring	Door camera : 4 wires x2 Magnetic sensor(in door) : 2 wires x2
Dimension (mm)	184(W) x 171(H) x 22(D)

## DIAGRAM



# Using Smartphone CDV-70QT

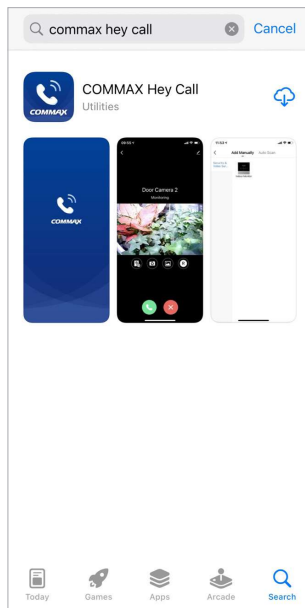


COMMAX hey call App download link.




- If an existing user is already connected to the device, new registration with the device is not possible. (In this case, you can re-register the device after initializing the device connection by executing 'Etc' -> 'System reset' in the product setting menu.)
- If push messages have been accumulated a lot in your phone, you may not receive additional messages. If the accumulated number increases, please delete them. (In case of Android phone, up to 24 can be saved)
- If the changed information is not updated immediately, you can check the changed information by exiting and reentering the menu.

## 1) Sign up

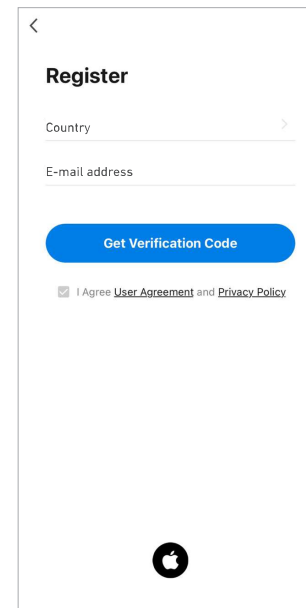


- Search the COMMAX Hey call app on the App Store.
- Install and run the 'COMMAX Hey Call' app using your mobile phone.

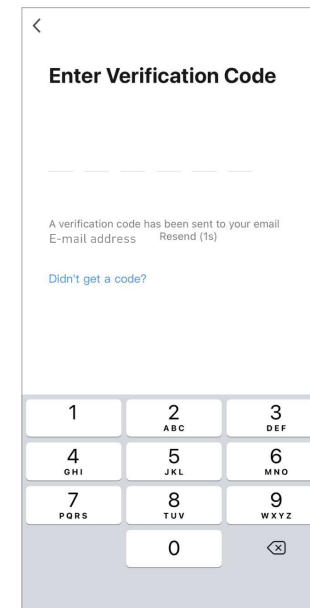
- or scan the QR code and download the 'COMMAX Hey Call' app.



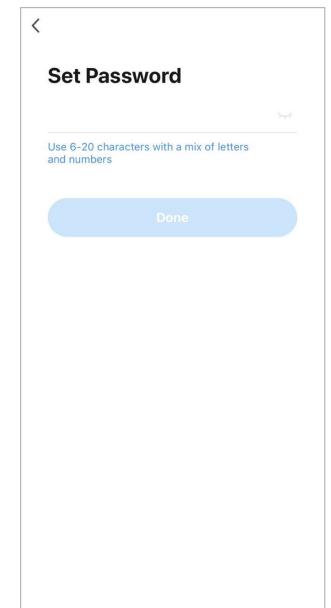
- Select 'Sign up' button



- Select your country
- Enter 'Email Address(ID)' and select 'Get Verification Code' button



- Enter the 'Verification Code' sent to you by email.



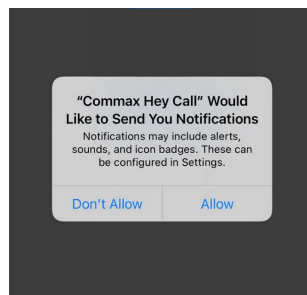
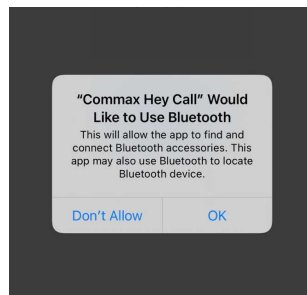
- Set your password

# Using Smartphone CDV-70QT

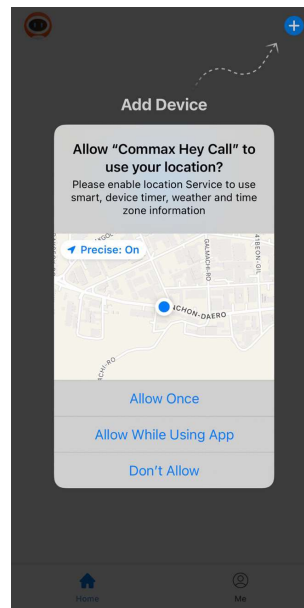


COMMAX hey call App download link.

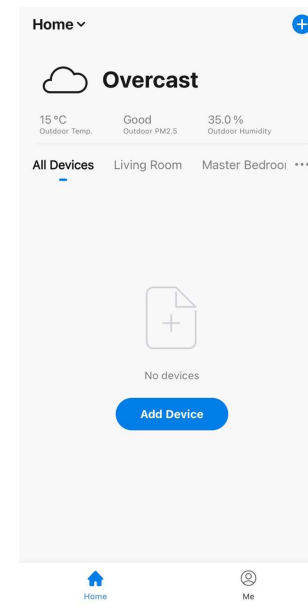
## 2) Add Device (Registration)



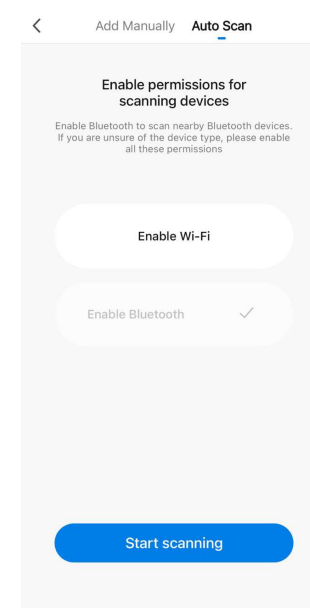
- Check accept to use Bluetooth by Commax Hey call app.
- Check accept to Send you notification by Commax Hey call app.




- Check accept to use your location by Commax Hey call app.



- Select 'Add Device' button.
- Wi-Fi connection from your phone. (using the same network as your device)



- Select 'Auto Scan' button.
- Press the 'Access location' and 'Enable Wi-Fi' button to enable it.
- Select 'Start scanning' button,



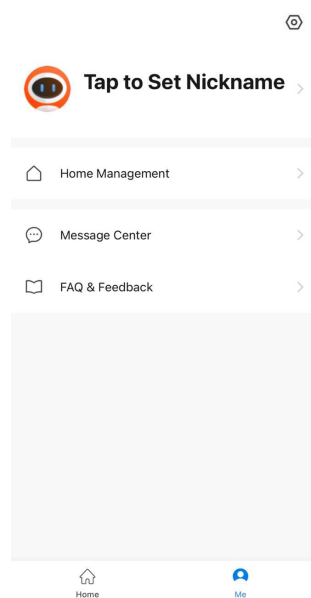
- When the device is found, click the 'Next' button to complete the registration.

# Using Smartphone CDV-70QT

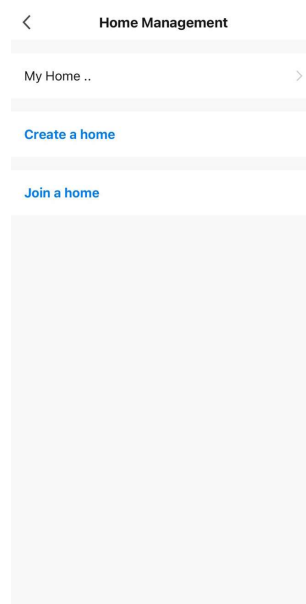


COMMAX hey call App download link.

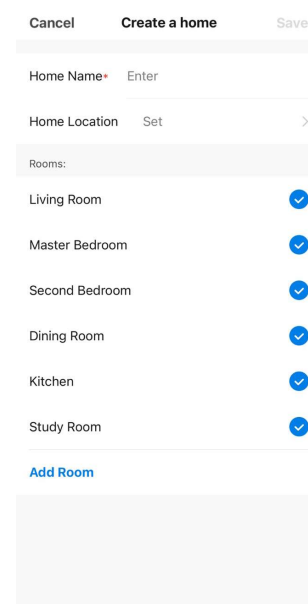
## 3) How to invite members



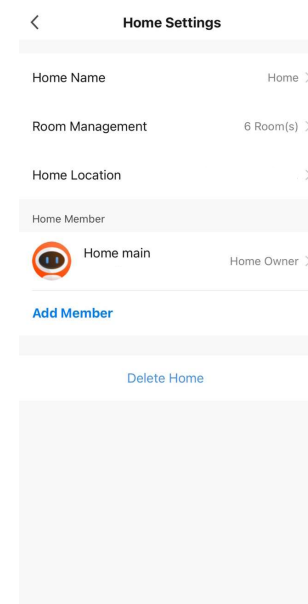
- Select the 'Me' tab at the bottom.



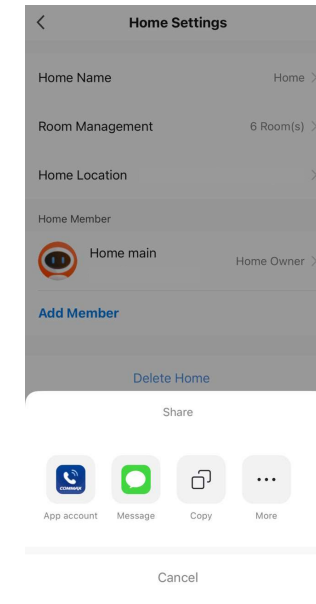
- Select 'My Home' from the 'Home Management' setting menu or select 'Create a home'.



- Press 'Home Name' to set the name of HOME.  
- Select the home (name) you created.



- Select 'Add Member'.



- A selection of how to share the invitation code appears. Select 'Messages'. (In this case, the invitation code will be sent via text message.)



## 4) Call using a smartphone

- When a visitor call comes, a push alarm occurs on the smartphone.  
Access Smartphone (\* Push notifications may be delayed depending on network and server conditions.)
- Run 'COMMAX Hey Call' app.
- When the product is connected, the visitor is displayed.
- Click 'Talk' button to make a call.
- \* If you press 'Open Door' button, a warning message will be displayed.  
If you click '<(EXIT) button, the popup window will close.  
(Enter the password registered in wall pad and press 'OK) button to open the door.)

## \* Cautions

- During a mobile app call, the sound is not recorded in the video saved in the monitor.
- If you are on a call in the mobile app, you cannot receive a call on the monitor.
- When the monitor is on a call, it is not possible to connect to the monitor from the mobile app
- Please note that the wall pad may reboot when re-registering after deleting the connected wall pad from the mobile app.
- If a three-way call is made to another device during a call in the mobile app, there may be a problem with the call quality. Please be careful when using in conjunction with other devices.

---

**COMMAX Co.Ltd.**

#13229, 494, Dunchon-daero, Jungwon-gu,  
Seongnam-si, Gyeonggi-do, Korea  
TEL. +82-31-7393-540-550 / FAX. +82-31-745-2133

 [www.commax.com](http://www.commax.com)

 [www.facebook.com/commax.global](https://www.facebook.com/commax.global)

 [www.youtube.com/commaxvideo](https://www.youtube.com/commaxvideo)