



PowerBeam® **AC GEN2**

5 GHz High Performance airMAX® ac Bridge

Model: PBE-5AC-Gen2

Highly Efficient Antenna Beam Performance

Up to 450+ Mbps Throughput

Dedicated Wi-Fi Radio for Management



Overview

Ubiquiti Networks launches the latest generation of airMAX® CPE (Customer Premises Equipment), the PowerBeam® 5AC Gen 2, with dedicated Wi-Fi management.

Improved Noise Immunity

The PowerBeam 5AC Gen 2 directs RF energy in a tighter beamwidth. With the focus in one direction, the PowerBeam 5AC Gen 2 blocks or spatially filters out noise, so noise immunity is improved. This feature is especially important in an area crowded with other RF signals of the same or similar frequency.

Integrated Design

Ubiquiti's InnerFeed® technology integrates the radio into the feedhorn of an antenna, so there is no need for a cable. This improves performance because it eliminates cable losses.

Featuring high performance and innovative design, the PowerBeam 5AC Gen 2 is versatile and cost-effective to deploy.

Software

airOS® 8

airOS® 8 is the revolutionary operating system for Ubiquiti® airMAX ac products.

Powerful Wireless Features

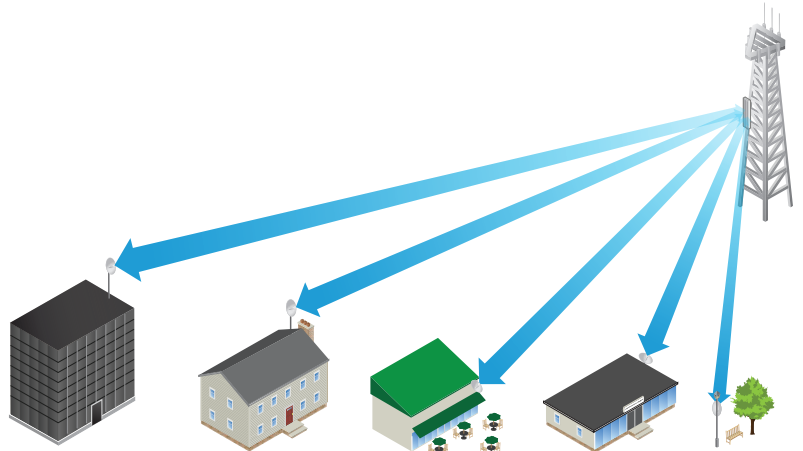
- Access Point PtMP airMAX Mixed Mode
- airMAX ac Protocol Support
- Long-Range Point-to-Point (PtP) Link Mode
- Selectable Channel Width
 - PtP: 10/20/30/40/50/60/80 MHz
 - PtMP: 10/20/30/40 MHz
- Automatic Channel Selection
- Transmit Power Control: Automatic/Manual
- Automatic Distance Selection (ACK Timing)
- Strongest WPA2 Security

Usability Enhancements

- airMagic® Channel Selection Tool
- Redesigned User Interface
- Dynamic Configuration Changes
- Instant Input Validation
- HTML5 Technology
- Optimization for Mobile Devices
- Detailed Device Statistics
- Comprehensive Array of Diagnostic Tools, including RF Diagnostics and airView® Spectrum Analyzer

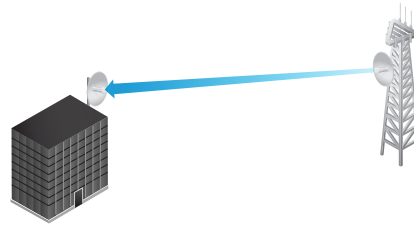
Application Examples

PtMP Client Links

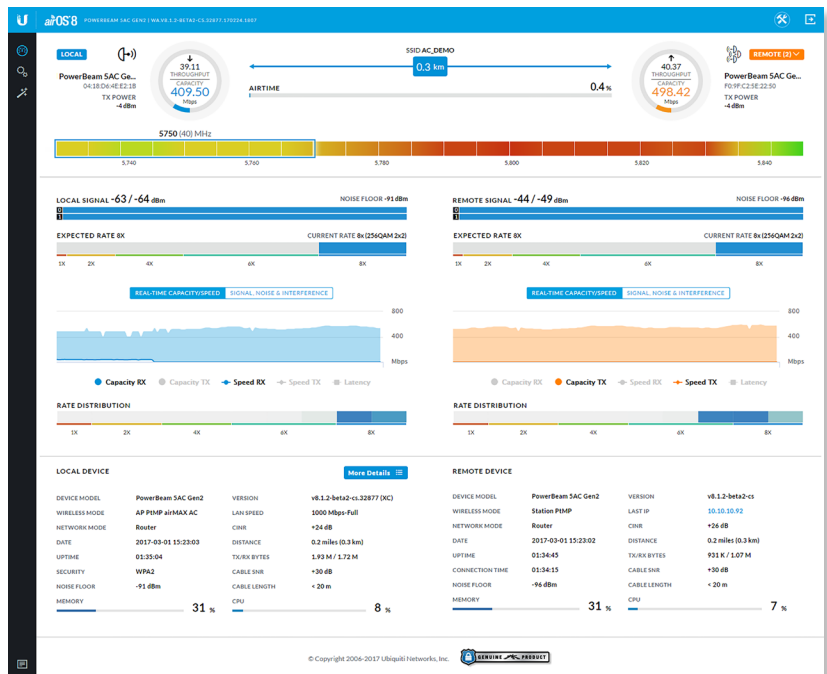


The PowerBeam 5AC Gen 2 used as a CPE device for each client in an airMAX PtMP network.

PtP Link



Use a PowerBeam 5AC Gen 2 on each side of a PtP link.



Advanced RF Analytics

airMAX ac devices feature a multi-radio architecture to power a revolutionary RF analytics engine.

An independent processor on the PCBA powers a second, dedicated radio, which persistently analyzes the full 5 GHz spectrum and every received symbol to provide you with the most advanced RF analytics in the industry.

Real-Time Reporting

airOS 8 displays the following RF information:

- Persistent RF Error Vector Magnitude (EVM) constellation diagrams
- Signal, Noise, and Interference (SNI) diagrams
- Carrier to Interference-plus-Noise Ratio (CINR) histograms

Spectral Analysis

airView allows you to identify noise signatures and plan your networks to minimize noise interference. airView performs the following functions:

- Constantly monitors environmental noise
- Collects energy data points in real-time spectral views
- Helps optimize channel selection, network design, and wireless performance

In airView, there are three spectral views, each of which represents different data: waveform, waterfall, and ambient noise level.

airView provides powerful spectrum analyzer functionality, eliminating the need to rent or purchase additional equipment for conducting site surveys.


UNMS App

The PowerBeam 5AC Gen 2 integrates a separate Wi-Fi radio for fast and easy setup using your mobile device.


Accessing airOS via Wi-Fi

The UNMS™ app provides instant accessibility to the airOS configuration interface and can be downloaded from the App Store (iOS) or Google Play™ (Android). UNMS allows you to set up, configure, and manage the PowerBeam 5AC Gen 2 and offers various configuration options once you're connected or logged in.

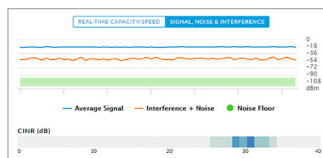
Multi-Radio Architecture



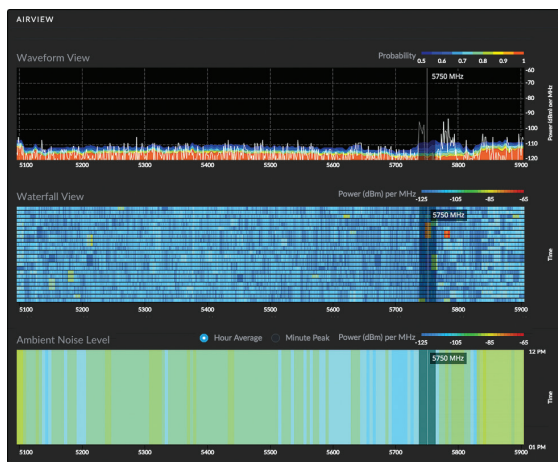
Constellation Diagrams



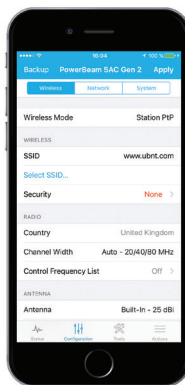
SNI Diagram and CINR Histogram



Dedicated Spectral Analysis



UNMS Configuration Screen



Technology

airMAX[®] ac

Unlike standard Wi-Fi protocol, Ubiquiti's Time Division Multiple Access (TDMA) airMAX protocol allows each client to send and receive data using pre-designated time slots scheduled by an intelligent AP controller.

This time slot method eliminates hidden node collisions and maximizes airtime efficiency, so airMAX technology provides performance improvements in latency, noise immunity, scalability, and throughput compared to other outdoor systems in its class.

Intelligent QoS Priority assigned to voice/video for seamless streaming.

Scalability High capacity and scalability.

Long Distance Capable of high-speed, carrier-class links.

Superior Performance

The next-generation airMAX ac technology boosts the advantages of our proprietary TDMA protocol.

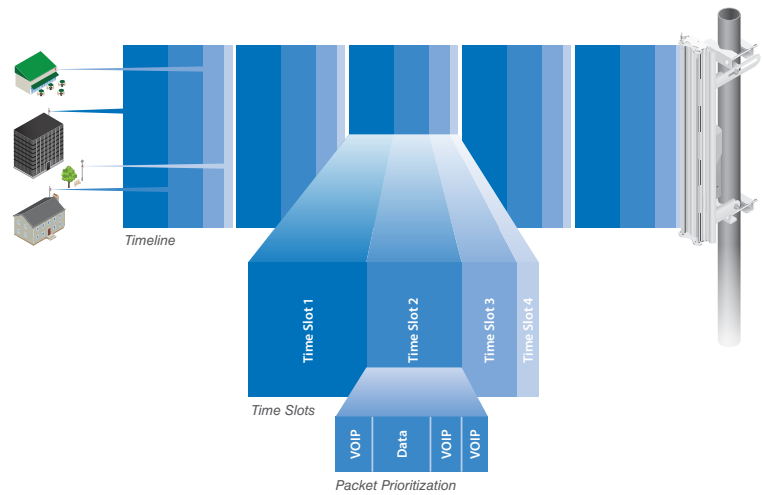
Ubiquiti's airMAX engine with custom IC dramatically improves TDMA latency and network scalability. The custom silicon provides hardware acceleration capabilities to the airMAX scheduler, to support the high data rates and dense modulation used in airMAX ac technology.

Throughput Breakthrough

airMAX ac supports high data rates, which require dense modulation: 256QAM – a significant increase from 64QAM, which is used in airMAX.

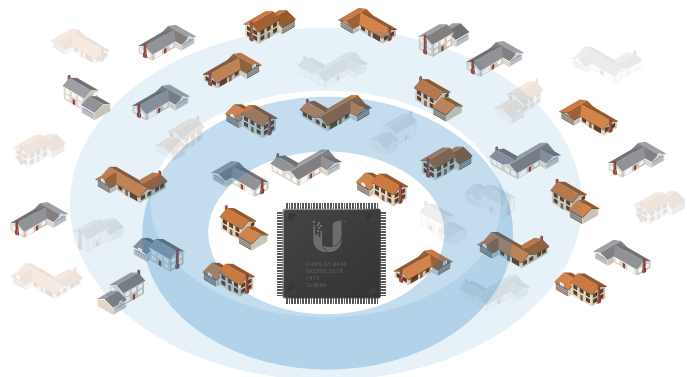
With their use of proprietary airMAX ac technology, airMAX ac products supports up to 450+ Mbps real TCP/IP throughput – up to triple the throughput of standard airMAX products.

airMAX ac TDMA Technology

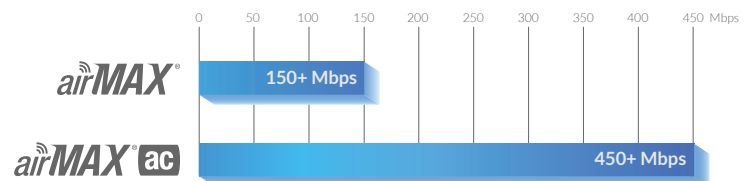


Up to 100 airMAX ac stations can be connected to an airMAX ac Sector; four airMAX ac stations are shown to illustrate the general concept.

airMAX Network Scalability



Superior Throughput Performance



Hardware Overview

Featuring improved surge protection, the PowerBeam 5AC Gen 2 is available in single- or five-packs.

Innovative Mechanical Design

- **Built-in mechanical tilt** Mounting bracket conveniently offers elevation adjustments: $\pm 20^\circ$ tilt.
- **Quick assembly** Minimal fasteners simplify installation.
- **Easy removal** The antenna feed can be detached with the push of a button.

Industrial-Strength Construction

- **Fasteners** GEOMET-coated for improved corrosion resistance when compared with zinc-plated fasteners.
- **Dish and brackets** Made of galvanized steel that is powder-coated for superior corrosion resistance. The hardware also prevents paint from being removed from the metal brackets for improved corrosion resistance.
- **Optional Support** In high-wind environments, you can enhance support with additional hardware (not included).



PowerBeam® 400 mm Radome

Model	Frequency	PBE-5AC-Gen2	Dish Reflector
PBE-RAD-400	5 GHz	✓	400 mm

A protective radome is available as an optional accessory for the PBE-5AC-Gen2.



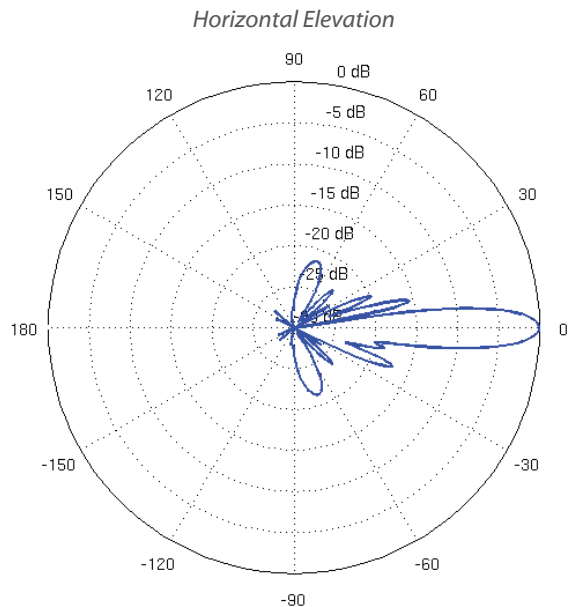
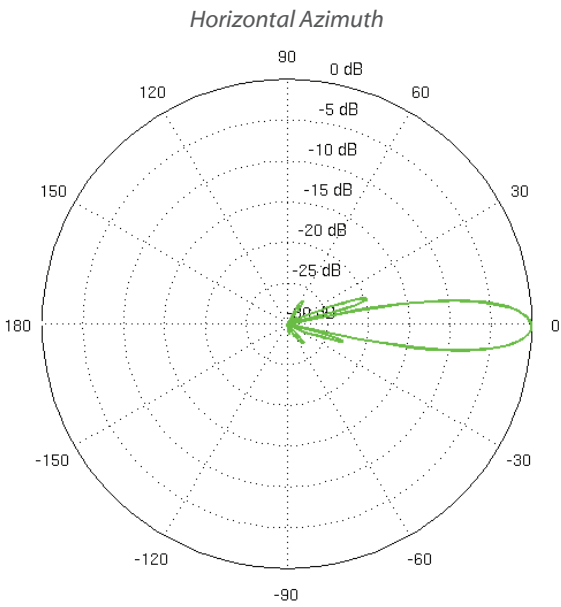
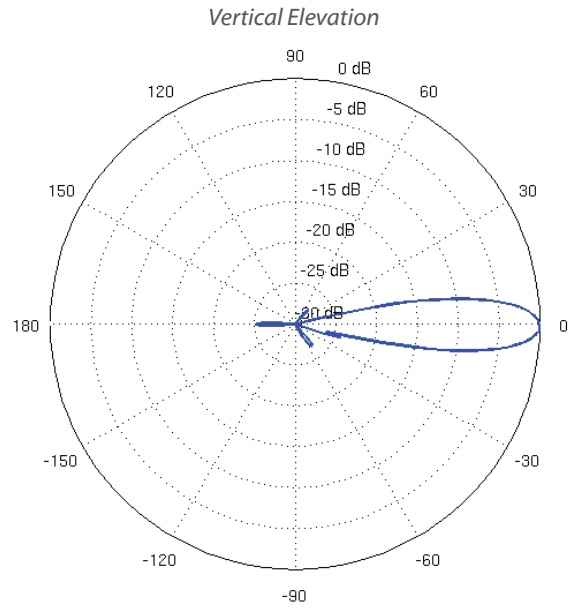
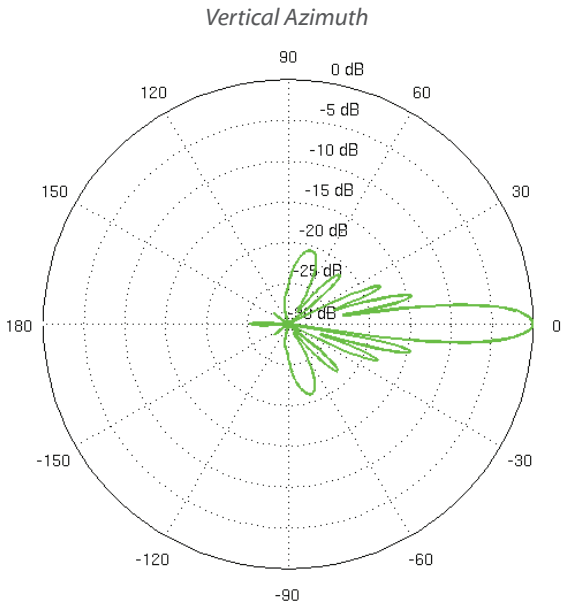
Specifications

PBE-5AC-Gen2		
Dimensions	420 x 420 x 230 mm (16.54 x 16.54 x 9.06")	
Weight	2.22 kg (4.89 lbs)	
Power Supply	24V, 0.5A Gigabit PoE Adapter (Included)	
Max. Power Consumption	8.5W	
Power Method	Passive PoE (Pairs 4, 5+; 7, 8 Return)	
Supported Voltage Range	20 to 26VDC	
Gain	25 dBi	
Networking Interface	(1) 10/100/1000 Ethernet Port	
Processor Specs	MIPS 74Kc	
Memory	64 MB	
LEDs	Power, Ethernet, (4) Signal Strength	
Channel Sizes	PtP Mode	PtMP Mode
	10/20/30/40/50/60/80 MHz	10/20/30/40 MHz
Enclosure Characteristics	Antenna Feed	Dish Reflector
	Outdoor UV Stabilized Plastic	Powder-Coated SPCC
Mounting	Pole-Mounting Kit (Included)	
Wind Loading	380 N @ 200 km/h (85.4 lbf @ 125 mph)	
Wind Survivability	200 km/h (125 mph)	
ESD/EMP Protection	Air: ± 24 kV, Contact: ± 24 kV	
Operating Temperature	-40 to 70° C (-40 to 158° F)	
Operating Humidity	5 to 95% Noncondensing	
RoHS Compliance	Yes	
Salt Fog Test	IEC 68-2-11 (ASTM B117), Equivalent: MIL-STD-810 G Method 509.5	
Vibration Test	IEC 68-2-6	
Temperature Shock Test	IEC 68-2-14	
UV Test	IEC 68-2-5 at 40° C (104° F), Equivalent: ETS 300 019-1-4	
Wind-Driven Rain Test	ETS 300 019-1-4, Equivalent: MIL-STD-810 G Method 506.5	
Certifications	CE, FCC, IC	

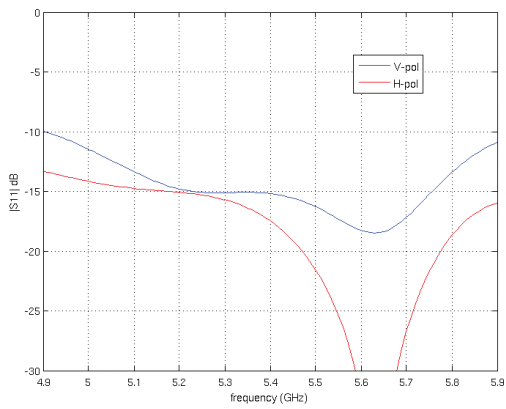
Operating Frequency (MHz)				
Worldwide	5150 - 5875			
USA	U-NII-1: 5150 - 5250	U-NII-2A: 5250 - 5350 MHz	U-NII-2C: 5470 - 5725 MHz	U-NII-3: 5725 - 5850

Management Radio (MHz)	
Worldwide	2412 - 2472
USA	2412 - 2462

PBE-5AC-Gen2 Output Power: 24 dBm							
TX Power Specifications				RX Power Specifications			
Modulation	Data Rate	Avg. TX	Tolerance	Modulation	Data Rate	Sensitivity	Tolerance
airMAX ac	1x BPSK (½)	24 dBm	± 2 dB	airMAX ac	1x BPSK (½)	-96 dBm Min.	± 2 dB
	2x QPSK (½)	24 dBm	± 2 dB		2x QPSK (½)	-95 dBm	± 2 dB
	2x QPSK (¾)	24 dBm	± 2 dB		2x QPSK (¾)	-92 dBm	± 2 dB
	4x 16QAM (½)	24 dBm	± 2 dB		4x 16QAM (½)	-90 dBm	± 2 dB
	4x 16QAM (¾)	24 dBm	± 2 dB		4x 16QAM (¾)	-86 dBm	± 2 dB
	6x 64QAM (½)	23 dBm	± 2 dB		6x 64QAM (½)	-83 dBm	± 2 dB
	6x 64QAM (¾)	23 dBm	± 2 dB		6x 64QAM (¾)	-77 dBm	± 2 dB
	6x 64QAM (¾)	22 dBm	± 2 dB		6x 64QAM (¾)	-74 dBm	± 2 dB
	8x 256QAM (¾)	20 dBm	± 2 dB		8x 256QAM (¾)	-69 dBm	± 2 dB
	8x 256QAM (¾)	20 dBm	± 2 dB		8x 256QAM (¾)	-65 dBm	± 2 dB



Return Loss



www.ubnt.com

Specifications are subject to change. Ubiquiti products are sold with a limited warranty described at: www.ubnt.com/support/warranty
©2018 Ubiquiti Networks, Inc. All rights reserved. Ubiquiti, Ubiquiti Networks, the Ubiquiti U logo, the Ubiquiti beam logo, airMagic, airMAX, airOS, airView, InnerFeed, PowerBeam, and UNMS are trademarks or registered trademarks of Ubiquiti Networks, Inc. in the United States and in other countries. All other trademarks are the property of their respective owners.