

HD ANALOG IR DOME CAMERA FIXED LENS

DI-390AE36



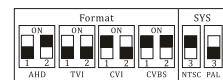
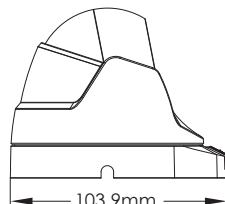
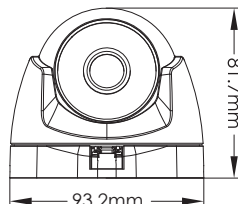
MODEL	DI-390AE36
Image Sensor	1/3" CMOS
Image Format	16:9
Effective Pixels	1928(H)×1088(V)
Scanning System	Progressive
Resolution	Digital:1920x1080, Analog:960H
Min. Illumination	0.1Lux (0Lux with IR On)
Day & Night	True Day&Night (ICR)
IR LED	24 IR LED (15m)
OSD Menu	Available via CoC Only
CoC Support	Yes
Day & Night Mode	Color, B&W, Auto
Backlight Compensation	Off/On
S/N Ratio	≥48dB (AGC Off)
White Balance	Auto/Manual
Noise Reduce	2D-DNR
Video Output	AHD / CVI / TVI / CVBS + PAL / NTSC (Signal Selectable via DIP Switch on cable)
Defog	Not Available
Privacy Mask	Not Available
Motion Detection	Not Available
D-Effect	Not Available
Lens (Field of View)	3.6mm (83°)
Power	DC12V±10%, ~280mA
Operation Temp.	-30°C~+50°C
Waterproof	IP66
Dimension	104*70.8*93.2mm
Net weight	270g

Main Features:

- Sensor: 1/3", 2 Mega-Pixel
- Selectable Output: 1080P AHD / CVI / TVI / Analog
- Lens: 3.6mm Mega-Pixel Fixed
- True Day & Night – ICR
- IR Range: 15m (24 IR LED)
- IP66
- CoC Support
- Weight: 270g
- Power: DC 12V, ~280mA



Junction Box (PR-B37JB) is available



DIP Switch for Output Selection